



VintageDim® 2 is a dim-to-warm and variable white system that enables true dim to warm with custom curves on one 0-10V control circuit or CCT and Intensity control on two 0-10v control circuits. All modes and features can be factory programmed but can also be programmed in the field using the accompanying smartphone application. Programming is achieved via NFC wireless technology.

INPUT

Voltage	120-277 VAC
Current	1.1A, 50/60Hz

OUTPUT

Max Current	4A max
Max Voltage	24VDC

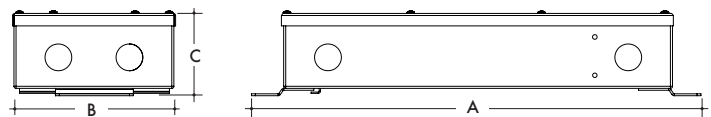
CONTROL

Protocol	One/Two 0-10V control input(s) depending on programmed settings.
Dimming Performance	Dims below 1% on most 0-10V dimmers

**Maximum of 25 modules on one dimmer. Consult dimmer datasheet for maximum device limitation of a specific controller.*

OTHER

Length (A)	14.4 in
Width (B)	5.2 in
Height (C)	2.6 in
Weight	3.8 lbs
Working Temp. Range	-20 to 35°C
Warranty	5 years
JA8 compliant	when used with models : LLDW36, LLDW52, or LLDW73STP



ORDERING CODE

MODEL PS010V = 0-10V LED DRIVER	+	POWER 96 = 96 Watt	+	OUTPUT 24 = 24V DC	+	CONTROL WW = Standard One Channel - Dim To Warm Curve W2C = Standard Two Channel - Dim 1: Intensity; Dim 2: CCT W2I = Standard Two Channel - Dim 1: Warm Channel Intensity; Dim 2: Cool Channel Intensity *W1X = ____ Custom One Channel - Dim To Warm Curve *W2X = ____ Custom two Channel - Dim 1: Intensity; Dim 2: CCT
-------------------------------------------	---	------------------------------	---	------------------------------	---	-------------------------------------------------------------------------------------------------------------------------------------------------------------------------------------------------------------------------------------------------------------------------------------------------------------------------------------------------------------------------------------

*** Custom dimming curve must be provided along with actual Model# of LL CCT's being used.**

DIMMING CURVES

• **Standard**

Basic dimming curve using a 0-10V controller in addition to the LineLED DW52. Warm and cool LEDs are mixed to achieve the desired temperature. As the LED fixture is dimmed, the cool LEDs slowly fade out, leaving a warm glow at the bottom of the dimming range.

• **Two Channel Control Mode 1:**

Dim 1: Overall Intensity; Dim 2: CCT Control

• **Two Channel Control Mode 2:**

Dim 1: Warm Strip Intensity; Dim 2: Cool Strip Intensity

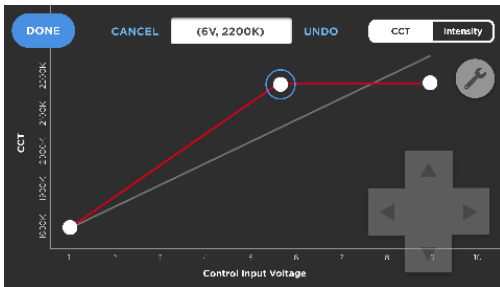
• **Color Tolerance**

Color tolerance of the stated dimming curves is based on the specific LED strip used. Consult strip cutsheet for more information.

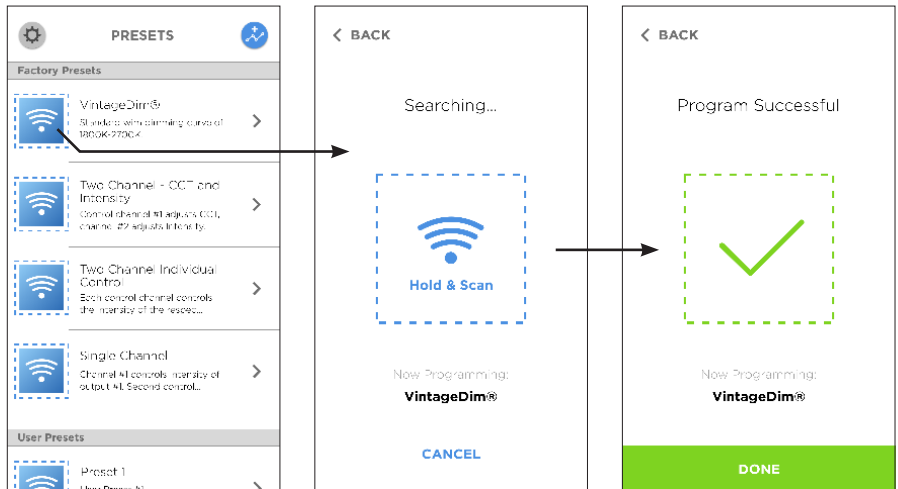
• **Custom**

Custom dimming curves are user programmed in conjunction with Android app with NFC chip. For factory programmed custom dimming curves, please refer to Ordering Code (page.1):

1. W1X = Custom One Channel - Dim To Warm Curve
2. W2X = Custom Two Channel - Dim 1: Intensity; Dim 2: CCT



Use app to create custom curve.



Select from presets list to program custom curve.

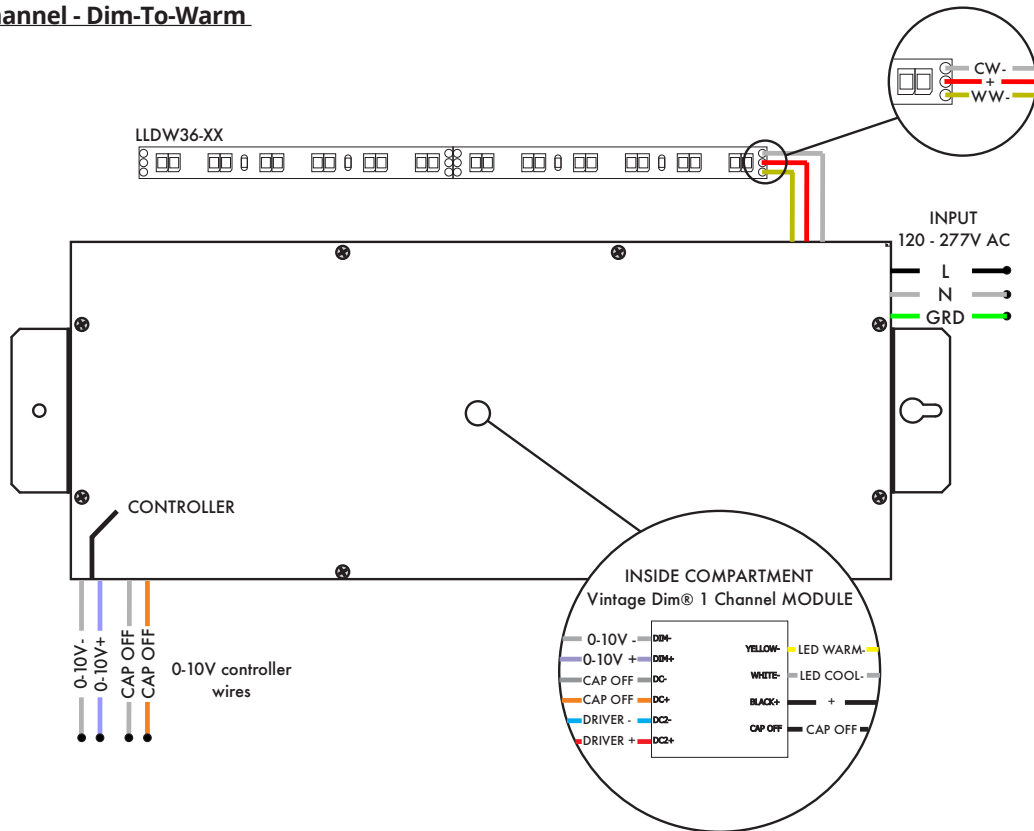
Hold phone over module to program via NFC chip.

Program custom curve.

Optic Arts by Luminii retains all intellectual property rights to custom dimming curves made on our platform.

WIRING DIAGRAM

Single Control Channel - Dim-To-Warm



Two Channel Control - Variable White

