

Enlighted Capable PSV



Class 2 constant voltage featuring built in Enlighted control unit allows integration with Enlighted dimming systems utilizing remote sensors (not included). Maximum load is 96 watt. Suitable for damp location.



PLENUM FOR SUCH USE IN ACCORDANCE WITH UL2043

Technical information

Input voltage
120-277V AC,
1.1A, 50/60Hz

Output signal
24 VDC, 4.0 A

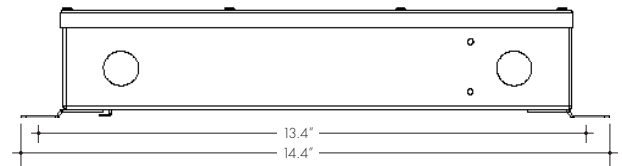
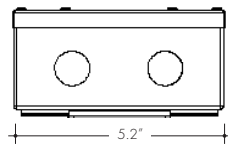
Maximum wattage
96 watt circuit

Mounting
Surface mounted with conduit access

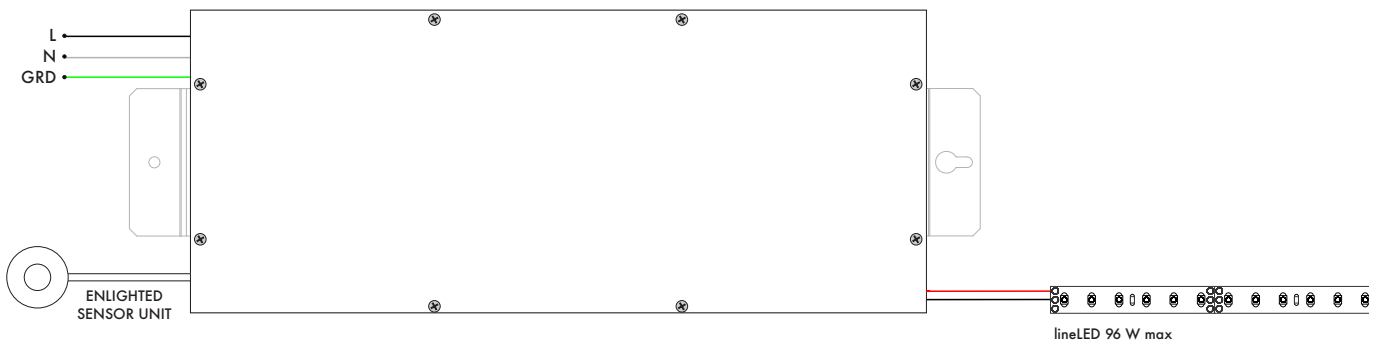
Dimming
Enlighted System

Ambient Operating Temperature
-20C to +35C

Weight
4.6 lbs



Wiring diagram



Ordering code

Model	Power	Output	Dimming	Location
PSV	96	24	ENL	D
PSV- LED Power Supply	96 - 96 Watt	24 - 24 VDC	ENL - Enlighted Dimming	D - Damp