
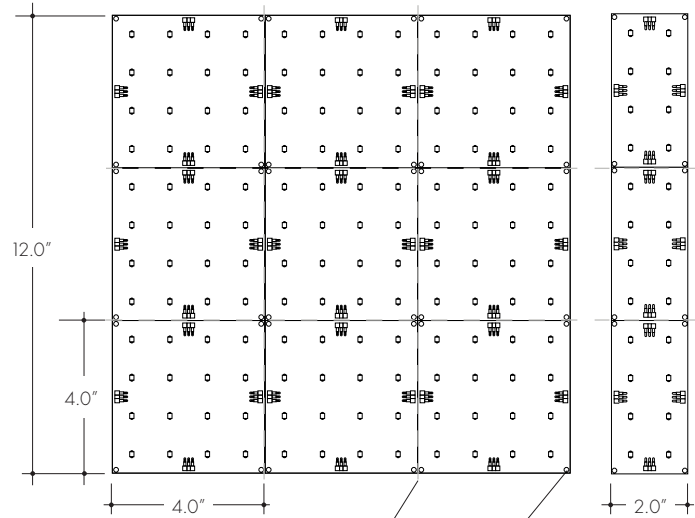


The Matrix Plus & Matrix Mini Plus is a small profile, modular, energy efficient, and flexible LED backlighting system that provides even backlight illumination with minimal cavity depth. The unique design allows it to be mounted directly on a surface. The Matrix Plus & Matrix Mini Plus is equipped with 3M™ adhesive transfer tape (9472LE), and secured in place with screws. The modular design allows for simple field installation in many different configurations. 5 year warranty. Lumen Maintenance: Calculated L90 at 173,000 hours for High Output.

Matrix Plus



Matrix Mini Plus



Cut along lines to separate into 9 sections for Matrix Plus & 3 sections Matrix Mini Plus. (Dash lines shown as reference)

mounting holes



### Technical information

MODELS	Matrix Plus (LO)	Matrix Mini Plus (LO)	Matrix Plus (SO)	Matrix Mini Plus (SO)	Matrix Plus (HO)	Matrix Mini Plus (HO)
LEDs/unit	144	24	144	24	144	24
Lumens at 30K	430 lm	66 lm	832 lm	139 lm	1232 lm	213 lm
Power consumption	3.2 W	0.6 W	6.1 W	1.1 W	9.2 W	1.6 W
Lumens/Watt	134 lm/W	110 lm/W	136 lm/W	126 lm/W	134 lm/W	133 lm/W
Dimensions	12.00" W 12.00" L	12.00" W 2.00" L	12.00" W 12.00" L	12.00" W 2.00" L	12.00" W 12.00" L	12.00" W 2.00" L

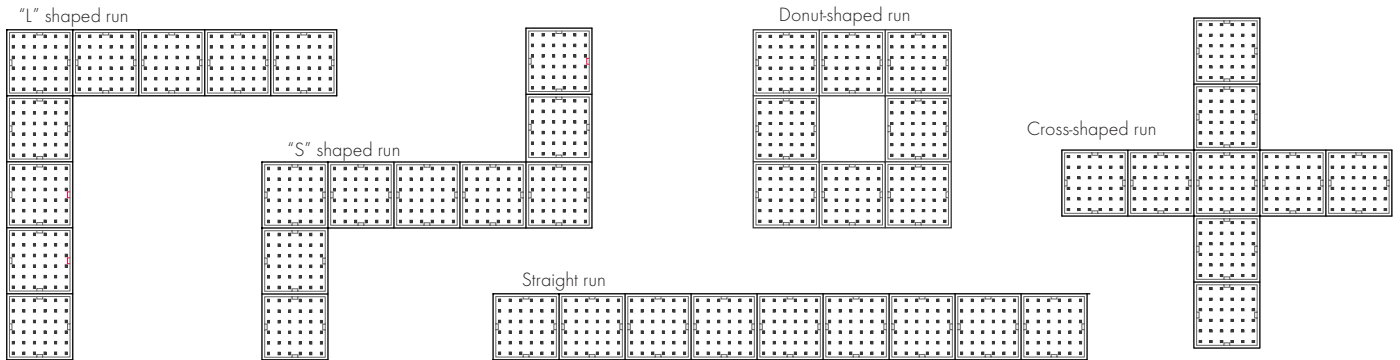
CCT INFO/LUMEN MULTIPLIER		TM-30-15		
Color temperature	Multiplier <small>(reference - 3000K)</small>	CRI	R <sub>f</sub>	R <sub>g</sub>
3000K	1.00	93	91	100
3500K	1.06	93	90	100
4000K	1.11	93	87	96

### Ordering code

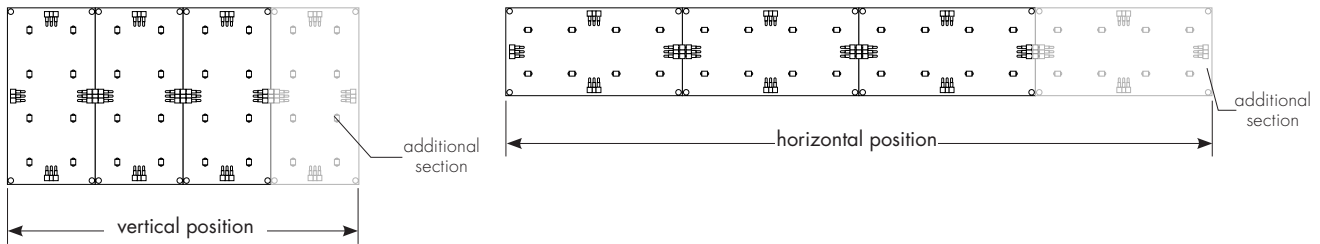
MODEL	OUTPUT	COLOR TEMPERATURE
MP	LO	30K
MP - Matrix Plus	LO - Low	30K - 3000K
MMP - Matrix Mini Plus	SO - Standard	35K - 3500K
	HO - High	40K - 4000K

### System Configurations

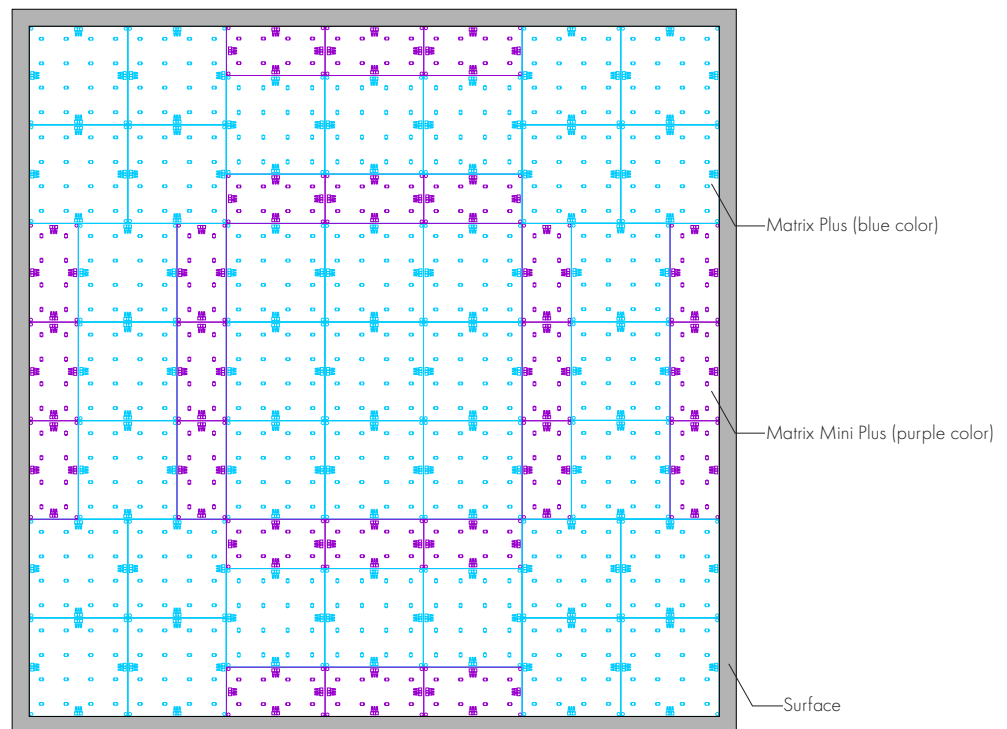
#### - Matrix Plus (not to scale)



#### - Matrix Mini Plus (not to scale)



#### - Matrix Plus & Matrix Mini Plus System (not to scale)



Connectors & Accessories

Male adaptor

A

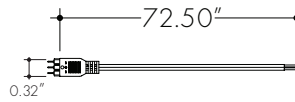


part number **MMP3**  
 qty 10 included with Matrix order - extra adaptors can be ordered separately if necessary

3-pin connectors

B

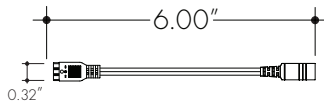
72" power feed  
 Part # PF-FC-72-BK (black) or -WH (white)



DC to 3-pin connector


C

DC to 3-Pin converter  
 Part # DC3



D

3", 12", 48", 72" flexible connector  
 Part # FC-3-BK (black) or -WH (white)  
 Part # FC-12-BK (black) or -WH (white)  
 Part # FC-48-BK (black) or -WH (white)  
 Part # FC-72-BK (black) or -WH (white)

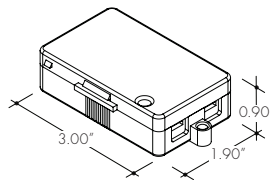


Accessories

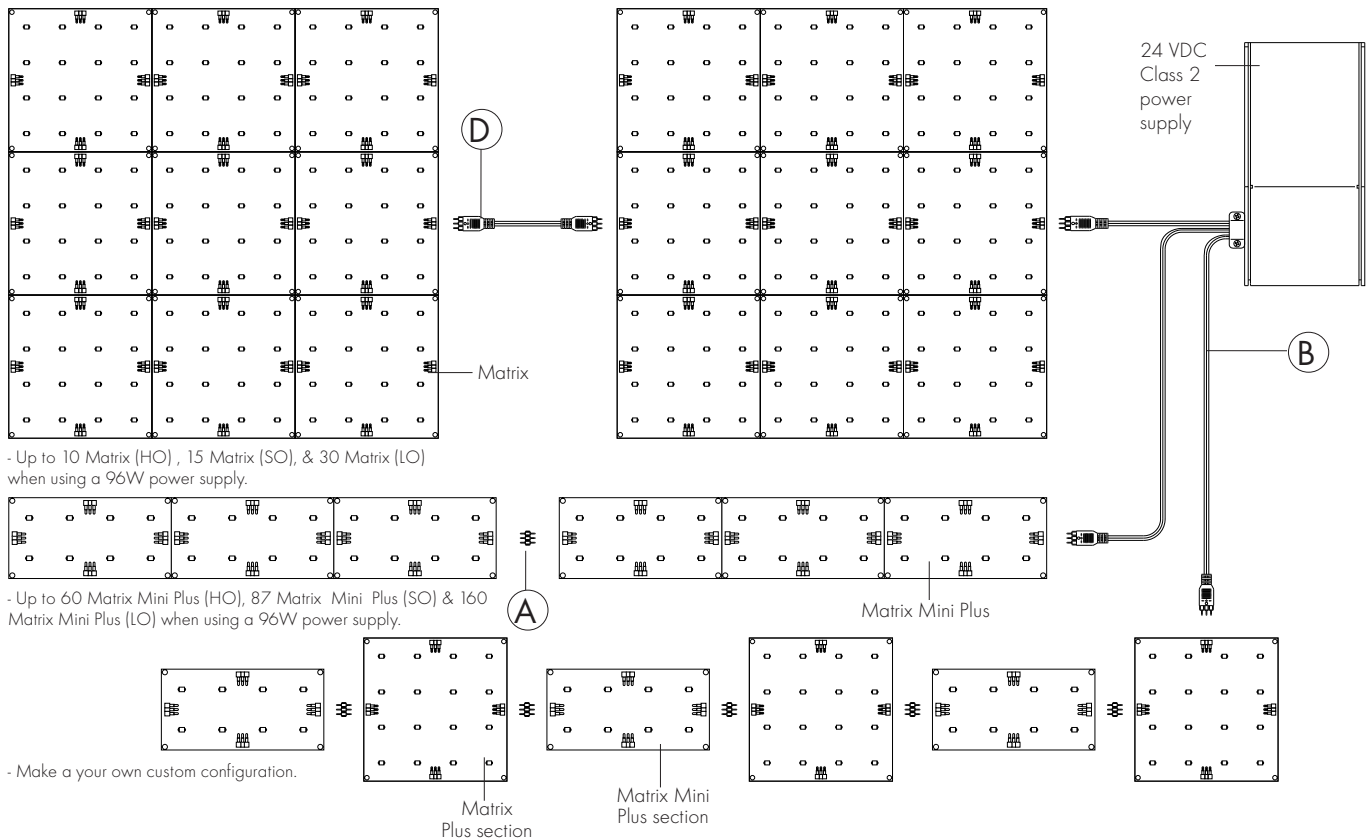
Splice Box:

Low voltage, 4 terminal splice box, black.

Part # LVSP-4T-BK



Sample layout with connectors



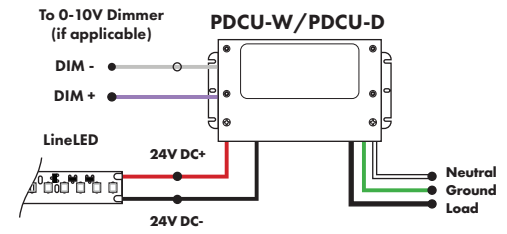
**Power Supplies**

See Power Supply instructions and spec sheet for wiring information. For a complete list of compatible dimmers, see Compatible Dimming Chart on the Resources page.

**Universal Power Supply 1% 120VAC - 277VAC**

MODEL	POWER	OUTPUT
PDCU-D - IP20 Dry Series	30 - 30 W 60 - 60 W 96 - 96 W 3X96 - 3X96 W	24 - 24 VDC
PDCU-W - IP66 Wet Series	96 - 96 W 3X96 - 3X96 W	

0-10V dims down to 1%, MLV/ELV/TRIAC dims down to 1%.  
For a complete list of compatible dimmers, see [Compatible Dimming Chart](#) on the Resources page.

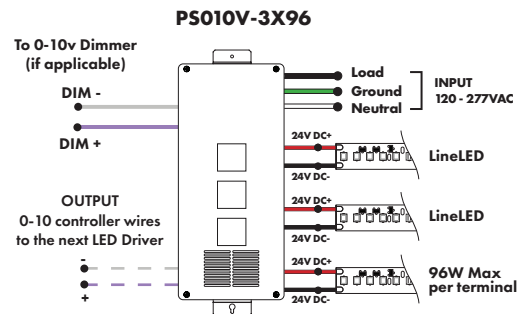
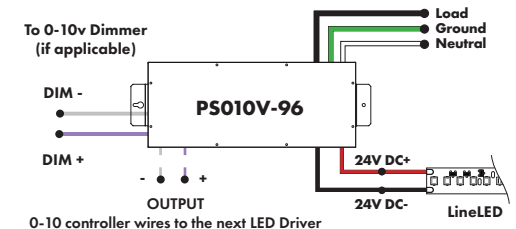


MODELS	PDCU-W 96W	PDCU-W 3X96W	PDCU-D 30W	PDCU-D 60W	PDCU-D 96W	PDCU-D 3X96W
<b>Length</b>	8.66"	11.85"	6.10"	7.93"	8.25"	9.57"
<b>Width</b>	3.73"	4.32"	3.35"	3.35"	4.10"	5.94"
<b>Depth</b>	1.61"	1.81"	1.33"	1.32"	1.56"	1.13"

**0-10V Dimming Power Supplies 0.1% 120VAC - 277VAC**

MODEL	POWER	OUTPUT	DIMMING
PS010V - 0-10V Power Supply dims down to 0.1%	96 - 96 Watt 3X96 - 3 X 96 Watt	24 - 24 VDC	LIN - Linear LOG - Logarithmic

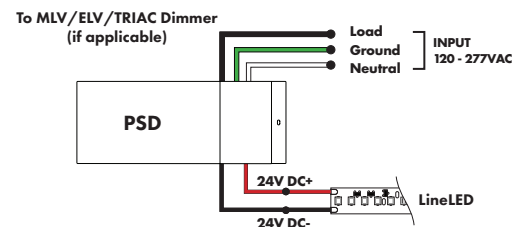
MODELS	96W	3X96
<b>Length</b>	14.40"	15.75"
<b>Width</b>	5.20"	6.62"
<b>Depth</b>	2.60"	4.95"



**Magnetic Low Voltage Dimming Power Supplies**

MODEL	POWER	OUTPUT	INPUT
PSD - PSD Series dims down to 0%	48 - 48 Watt 96 - 96 Watt 288 - 288 Watt (3 x 96Watt)	24 - 24 VDC	Blank - 120 V 240 - 240 V 277 - 277 V

MODELS	48W	96W	288W
<b>Length</b>	11.25"	11.25"	13.06"
<b>Width</b>	3.42"	3.42"	8.42"
<b>Depth</b>	3.42"	3.27"	4.47"



**Power Supplies**

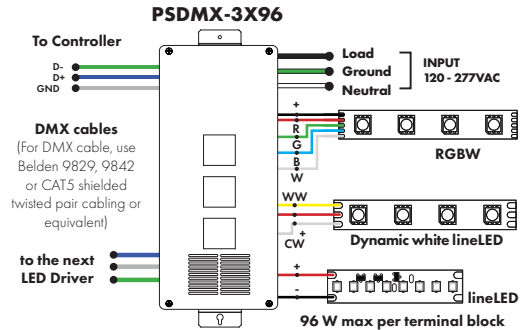
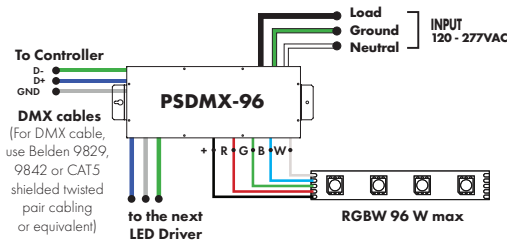
See Power Supply instructions and spec sheet for wiring information. For a complete list of compatible dimmers, see Compatible Dimming Chart on the Resources page.

**DMX Dimming Power Supplies 120VAC - 277VAC**

MODEL	POWER	OUTPUT
PSDMX - DMX Power Supply dims down to 0%	96 - 96 Watt 3X96 - 3 X 96 Watt	24 - 24 VDC

Features eldoLED's LINEARdrive configurable dimmable drivers

MODELS	96W	3X96
<b>Length</b>	14.40"	15.75"
<b>Width</b>	5.20"	6.62"
<b>Depth</b>	2.60"	4.95"

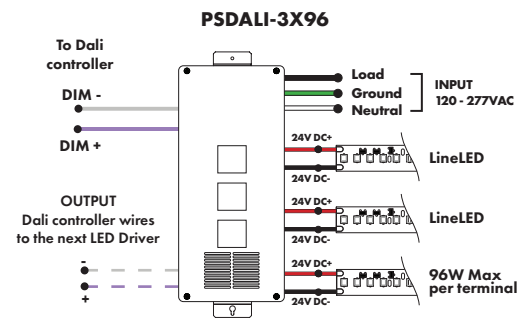
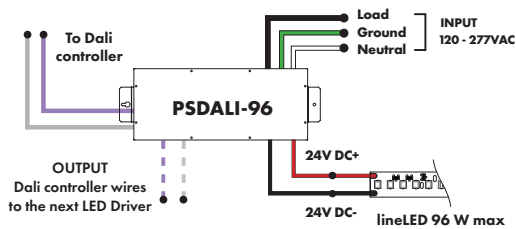


**DALI 0% Dimming Power Supplies 120VAC - 277VAC**

MODEL	POWER	OUTPUT
PSDALI - DALI Power Supply dims down to 0%	96 - 96 Watt 3X96 - 3 X 96 Watt	24 - 24 VDC

Features eldoLED's LINEARdrive configurable dimmable drivers

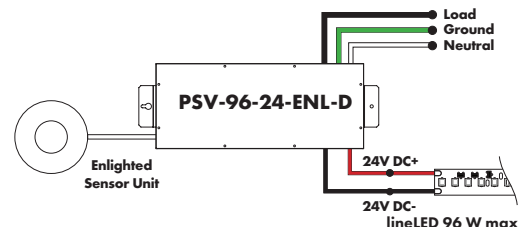
Model	96W	3X96
<b>Length</b>	14.40"	15.75"
<b>Width</b>	5.20"	6.62"
<b>Depth</b>	2.60"	4.95"



**Enlighted Enabled Dimming Power Supplies 120VAC - 277VAC**

MODEL	POWER	OUTPUT	DIMMING	LOCATION
PSV - PSV Series	96 - 96 Watt	24 - 24 VDC	ENL - Enlighted Dimming dims down to 0%	D - Damp

<b>Model</b>	<b>96W</b>
<b>Length</b>	14.40"
<b>Width</b>	5.20"
<b>Depth</b>	2.60"



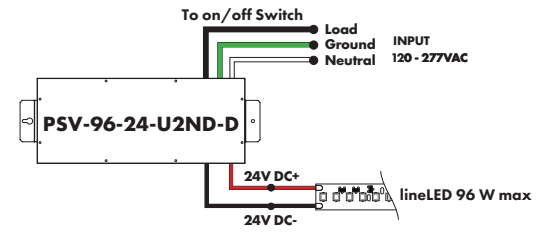
**Power Supplies**

See Power Supply instructions and spec sheet for wiring information. For a complete list of compatible dimmers, see Compatible Dimming Chart on the Resources page.

**Non-Dimming Power Supply 120VAC - 277VAC**

MODEL	POWER	OUTPUT	DIMMING	LOCATION
PSV - PSV Series	96 - 96 Watt	24 - 24 VDC	U2ND - Non Dimming	D - Damp

MODELS	96W
<b>Length</b>	14.40"
<b>Width</b>	5.20"
<b>Depth</b>	2.60"

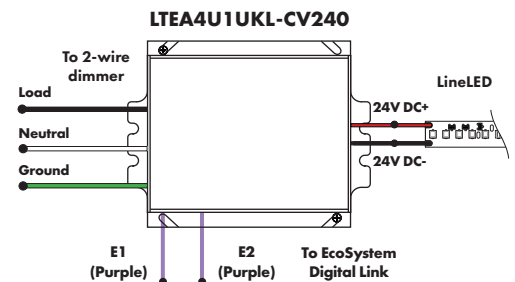
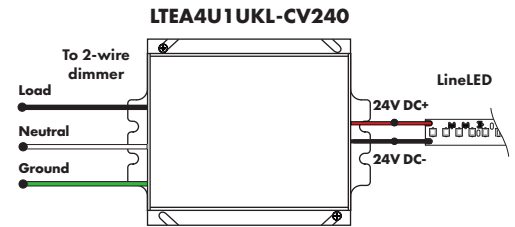


Luminii is a Lutron OEM Advantage Partner

**Lutron Power Supplies 1%**

MODEL	MODEL
<b>LTEA4U1UKL-CV240</b>	<b>L3DA4U1UKL-CV240</b>
Lutron - HiLume™ 1% 2-wire LED Driver 40W max	HiLume™ 1% EcoSystem Voltage LED driver 40W max
(120V forward phase only)	

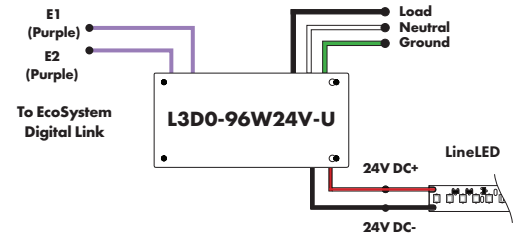
MODELS	LTEA4U1UKL-CV240	L3DA4U1UKL-CV240
<b>Length</b>	4.89"	4.98"
<b>Width</b>	4.00"	4.00"
<b>Depth</b>	2.62"	2.62"



Luminii is a Lutron OEM Advantage Partner

**Lutron Power Supplies 0.1%**

MODEL	MODELS	L3D0
<b>L3D0-96W24V-U</b>	<b>Length</b>	10.50"
HiLume™ 0.1% EcoSystem Voltage LED Driver with Soft-On, Fade-to-Black™ 96W max	<b>Width</b>	5.50"
	<b>Depth</b>	2.00"



**In-Ground Power Supplies**

MODEL	POWER	OUTPUT	INPUT
IG - In ground CVE Series	CVE - ELV Dimming DALI - eidoLED Dali dimming Both dims down to 0%	96X2 - 2 X 96 Watt	24 - 24 VDC
			Blank - 120 V 277 - 240/277 V

MODELS	Dual Circuit
<b>Length</b>	8.40"
<b>Width</b>	8.30"
<b>Depth</b>	8.10"

