



**FWC Wildlife Lighting**

Florida Wildlife Commission



It is well established that traditional forms of artificial light can disrupt sea turtle hatching patterns and disorient hatchlings. Our FWC (Florida Wildlife Commission) certified luminaires feature carefully crafted 590nm LEDs that, when used in conjunction with proper shielding, can help create a safer space for sea turtles and other wildlife.



Applications: outdoor / wet location, above cabinet, cove lighting, counter accent, architectural accents, under banisters, decks, gazebos, barbeque stations and wet bars.



Example Application

**RoHS**

**Technical information**

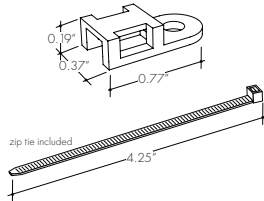
MODEL	LL18-WET-T-WL	SECTION START/END OPTIONS
LEDS/ft	18	
Light output	40 lum/ft	
Average power consumption (for 15' section)	1.5 W/ft	
Ordering increment	4.00"	
Maximum run length (in series)	64 ft	
Profile Dimensions W/connector dimensions, see line drawing	0.47" W 0.24" H	
		<p><b>72" Soldered leads (SL65)</b></p> <p><b>72" Soldered leads (SL68)</b></p> <p><b>No connector (NC) IP65 model only</b></p> <p><b>Female quick connect end (F)</b></p> <p><b>Male quick connect end (M)</b></p> <p><b>No connector (NC) IP68 model only</b></p>

**Ordering code**

MODEL	COLOR	SECTION START	SECTION END	LENGTH
<b>LL18-WET-T-WL</b>	<b>A</b>	<b>SL65</b>	<b>NC</b>	
LL18-WETT-WL - LL18WET Tube, Wild life	A - Amber	SL65 - IP65 Soldered lead wires (72") SL68 - IP68 Soldered lead wires (72") F - Female connector M - Male connector NC - No connector	SL65 - IP65 Soldered lead wires (72") SL68 - IP68 Soldered lead wires (72") F - Female connector M - Male connector NC - No connector	view table above for increment options and maximum run limits

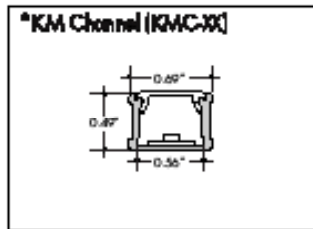
Accessories

**LL.ZIP**  
Cable/Wire Strain Relief Clip

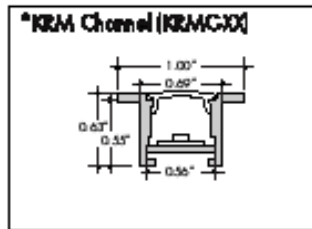


Lens options / light transmission percentage per lens

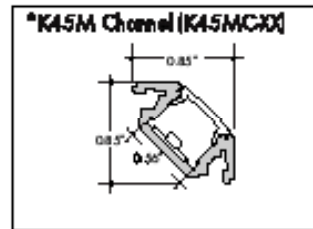
<b>C</b> Clear	<b>HF</b> Half (30%) Frosted	<b>G</b> Graze	<b>SI</b> Satin Ice	<b>S</b> Square Frosted	<b>Q</b> Rounded Square Frosted
<b>F</b> Frosted	<b>M</b> Medium beam frosted	<b>R</b> Beveled	<b>C36</b> Clear 36° beam angle	<b>C10</b> Clear 10° beam angle	



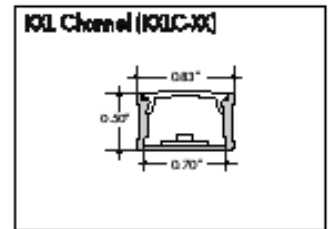
<b>C</b>	<b>F</b>	<b>HF</b>	<b>C10</b>	<b>R</b>
71%	42%	38%	67%	39%



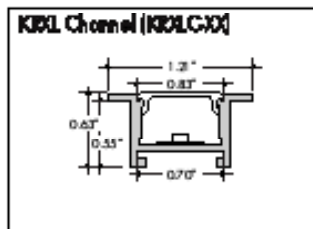
<b>C</b>	<b>F</b>	<b>HF</b>
71%	42%	38%



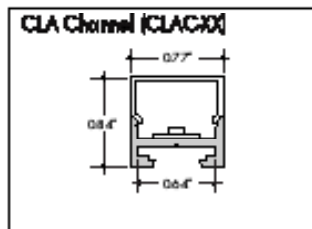
<b>C</b>	<b>F</b>	<b>HF</b>	<b>C10</b>
71%	42%	38%	67%



<b>C</b>	<b>F</b>	<b>HF</b>
78%	46%	61%



<b>C</b>	<b>F</b>	<b>HF</b>
76%	46%	61%



<b>S</b>	<b>Q</b>
62%	63%

\*Not compatible with IP68 connectors

**Installation**

All mounting channels are field cuttable using miter saw with circular blade suitable for cutting aluminum.

**Ordering**

Extrusions are sold separately. View respective specsheets for details on ordering extrusions and their accessories (endcaps, mounting brackets, etc).

**Discontinued Extrusion Reference Link**

<https://www.luminii.com/media/4351/extrusion-update-02.pdf>

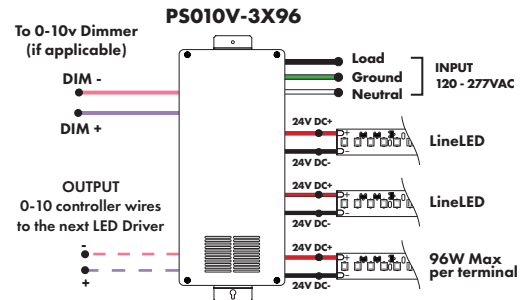
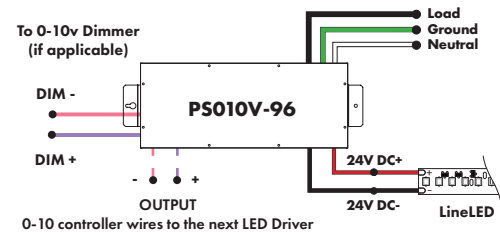
## Power Supplies

See Power Supply instructions and spec sheet for wiring information. For a complete list of compatible dimmers, see [Compatible Dimming Chart](#) on the Resources page.

### 0-10V Dimming Power Supplies 0.1% 120VAC - 277VAC

MODEL	POWER	OUTPUT	DIMMING
PS010V - 0-10V Power Supply dims down to 0.1%	96 - 96 Watt 3X96 - 3 X 96 Watt	24 - 24 VDC	LIN - Linear LOG - Logarithmic

MODELS	96W	3X96
<b>Length</b>	14.40"	13.00"
<b>Width</b>	5.20"	6.62"
<b>Depth</b>	2.60"	4.20"

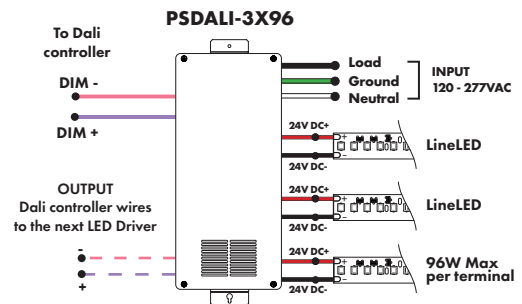
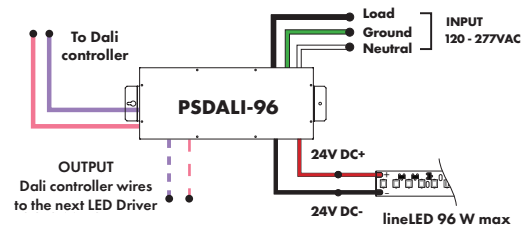


### DALI 0% Dimming Power Supplies 120VAC - 277VAC

MODEL	POWER	OUTPUT
PSDALI - DALI Power Supply dims down to 0%	96 - 96 Watt 3X96 - 3 X 96 Watt	24 - 24 VDC

Features eldoLED's LINEARdrive configurable dimmable drivers

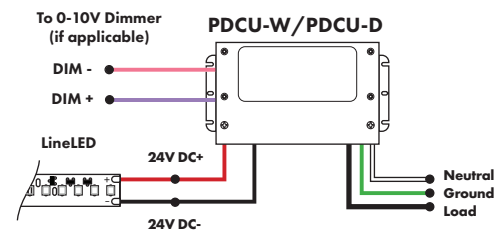
Model	96W	3X96
<b>Length</b>	14.40"	13.00"
<b>Width</b>	5.20"	6.62"
<b>Depth</b>	2.60"	4.20"



### Universal Power Supply 1% 120VAC - 277VAC

MODEL	POWER	OUTPUT
PDCU-D - IP20 Dry Series	30 - 30 W 60 - 60 W 96 - 96 W 3X96 - 3X96 W	24 - 24 VDC
PDCU-W - IP66 Wet Series	96 - 96 W 3X96 - 3X96 W	

0-10V dims down to 1%, MLV/ELV/TRIAC dims down to 1%.  
For a complete list of compatible dimmers, see [Compatible Dimming Chart](#) on the Resources page.



MODEL	PDCU-W-96W	PDCU-W-3X96W	PDCU-D-30W	PDCU-D-60W	PDCU-D-96W	PDCU-D-3X96W
<b>Length</b>	8.66"	11.85"	6.10"	7.93"	8.25"	9.57"
<b>Width</b>	3.73"	4.32"	3.35"	3.35"	4.10"	5.94"
<b>Depth</b>	1.61"	1.81"	1.33"	1.32"	1.56"	1.13"

## Power Supplies

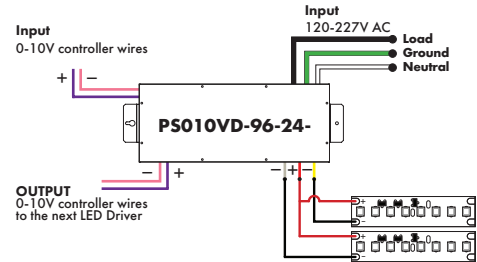
See Power Supply instructions and spec sheet for wiring information. For a complete list of compatible dimmers, see Compatible Dimming Chart on the Resources page.

### Customizable Dim to Warm or Variable White via 0 - 10V (for tunable white or warm dimming control of Dynamic option)

MODEL	POWER	OUTPUT	CONTROL
PS010VD-0-10V Vintage Dim LED Driver	96-96 Watt	24-24 VDC	W2I-Standard dimming for both tapes

\*Zonal control power supplies

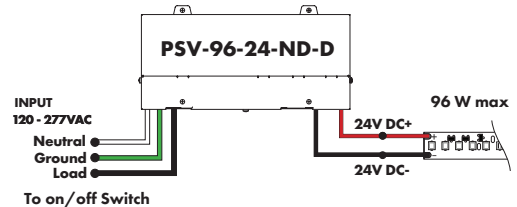
MODELS	96W
Length	14.40"
Width	5.20"
Depth	2.60"



### Non-Dimming Power Supply 120VAC - 277VAC

MODEL	POWER	OUTPUT	DIMMING	LOCATION
PSV - PSV Series	96 - 96 Watt	24 - 24 VDC	ND - Non Dimming	D - Damp

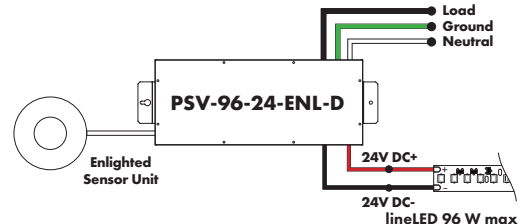
MODELS	96W
Length	8.25"
Width	3.75"
Depth	1.63"



### Enlighted Enabled Dimming Power Supplies 120VAC - 277VAC

MODEL	POWER	OUTPUT	DIMMING	LOCATION
PSV - PSV Series	96 - 96 Watt	24 - 24 VDC	ENL - Enlighted Dimming dims down to 0%	D - Damp

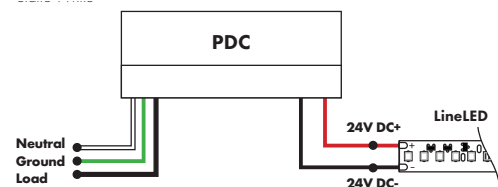
Model	96W
Length	14.40"
Width	5.20"
Depth	2.60"



### Triac, MLV, ELV Compatible Dimmers

MODEL	POWER	OUTPUT
PDC - (IP20) Power Supply	96 - 96 Watts	24 - 24 VDC

MODELS	96W
Length	8.25"
Width	4.10"
Depth	1.56"



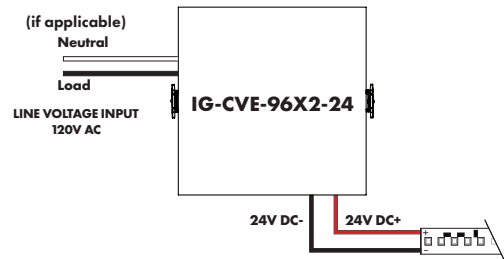
**Power Supplies**

See Power Supply instructions and spec sheet for wiring information. For a complete list of compatible dimmers, see Compatible Dimming Chart on the Resources page.

**In-Ground Power Supplies**

MODEL	POWER	OUTPUT	INPUT
IG - In ground CVE Series CVE - ELV Dimming DALI - eldoLED Dali dimming Both dims down to 0%	96X2 - 2 X 96 Watt	24 - 24 VDC	Blank - 120 V 277 - 240/277 V

MODEL	Dual Circuit
Length	8.40"
Width	8.30"
Depth	8.10"




Luminii is a Lutron OEM Advantage Partner **Lutron Power Supplies 1%**

MODEL
LTEA4U1UKL-CV240

Lutron - HiLume™ 1% 2-wire LED Driver 40W max  
(120V forward phase only)

MODEL	LTEA41UKL-CV240
Length	4.89"
Width	4.00"
Depth	2.62"

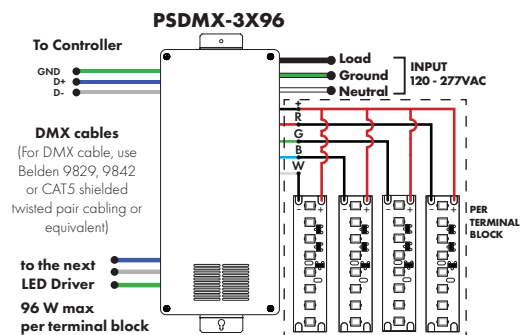
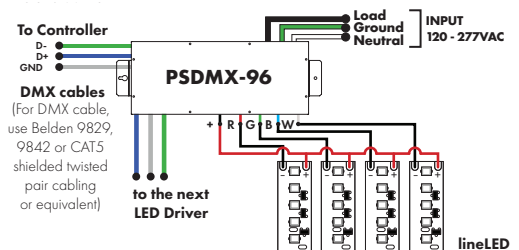


**DMX Dimming Power Supplies 120VAC - 277VAC**

MODEL	POWER	OUTPUT
PSDMX - DMX Power Supply dims down to 0%	96 - 96 Watt 3X96 - 3 X 96 Watt	24 - 24 VDC

Features eldoLED's LINEARdrive configurable dimmable drivers  
\*Zonal control power supplies. Control multiple tapes/zones using DMX channels.

MODEL	96W	3X96
Length	14.40"	13.00"
Width	5.20"	6.60"
Depth	2.60"	4.20"



## Decoders



MODEL

**DDMX-5CH-RDM-PRO**

DDMX-5CH-RDM-PRO-DMX512 Decoder

DMX512 decoder with RDM functionality features 5 PWM output channels with common anode. High PWM output frequency range allows the product to be used in HD video conferencing spaces. All DMX products to be installed per DMX512 Standard.

**Power**  
96 Watt

**Inputs**  
RJ45, XLR-5Pin, Terminal Block

**DMX Channels**  
1 to 5 settable

**PWM Output Resolution Ratio**  
8 or 16 bit

**PWM Output Frequency**  
500Hz - 30KHz

**Output Dimming Curve Gamma Value**  
0.1 ~ 9.9



MODEL

**DDMX-RGBW**

DDMX-RGBW - DMX512 Decoder

Translates controller DMX512 programs for RGB and white LED strips.

Unique DMX address for the decoder can be set easily and displayed by the numeric display on the case. Changing and resetting the DMX address requires manual input.

Use power repeater to expand output (Luminii part# RGBW-SR).

**Operating Voltage**  
12-36 VDC

**Power Capacity**  
up to 96W at 24V

**Operating Temperature Range**  
from -4°F to +122°F in case

**PWM Output Frequency**  
200Hz or 1500Hz



MODEL

**RGBW-RC-R**

RGBW-RC-R - RGBW receiver

The RGBW receiver is easily paired with controller by the click of a button. Receiver can be reset to factory settings at any time.

Each receiver can store one static RGB color, one color sequence, and one brightness setting for the white LED strip. Receivers assigned to the same scene within the same zone will have the same LED static color and color sequence.

**Operating Voltage**  
12-36 VDC

**Power Capacity**  
up to 96W at 24V

**Operating Temperature Range**  
from -4°F to +122°F in case

## Decoders



MODEL

### RGBW-SR

RGBW-SR - RGBW signal repeater

Extends identical signal when connected in series to an RGBW LED control system. The RGBW signal repeater works with Luminii RGB and RGBW controllers, receivers, and decoders.

RGBW signal can be extended indefinitely when adequate power supply (not included) is connected to the system.

**Operating Voltage**  
12-36 VDC

**Power Capacity**  
up to 96W at 24V

**Operating Temperature Range**  
from -4°F to +122°F in case



MODEL

### RGBW-WiR

RGBW-WiR - WiFi generator


RGBW-WiR creates a local network that enables any electronic device (phone, tablet, etc.) to control the RGB/W strip connected to a RGBW-RC-R receiver.

The control functions are achieved through a free application download for Android and iOS devices called REALCOLOR.

**Operating Voltage**  
12-36 VDC

**Power Supply**  
PI-130-24 (included)

**Operating Temperature Range**  
from -4°F to +122°F in case



MODEL

### TSDMX-E

TSDMX-E - Touchscreen DMX controller

Programmable advanced DMX512 lighting controller featuring a touch-screen interface. Operates as stand alone controller or integrated with most architectural lighting control systems. Can controller endless DMX512 enabled devices.

Mounts to standard single or dual gang wall box with the included power supply inside the junction box. Terminal block design for power and data connections.

#### Features

- Sleek glass design which sits 0.43" from the wall
- Graphical color display to show selected environment
- Color/dimmer/speed palette
- Color temperature mixing
- Touch sensitive buttons. No mechanical parts
- Touch sensitive wheel allows for accurate color selection
- Multi-zone microSD memory
- Multi-room control with 500 scenes, 10 zones
- 1024 DMX channels. Control 340 RGB fixtures
- USB & Ethernet connectivity for programming and control

#### Power Supply

7 VDC (included)

#### Programmability

PC, Mac, Tablet, Smartphone

#### Output Signal

DMX512 (1024 channels)

#### Color Parameters

- Brightness
- Saturation
- Speed of color changing sequence
- Fading / dimming / brightness