

LL120STP-RGBW is a high performance flexible LED fixture suitable for use in coves, under cabinets, in shelves, in-grade, and virtually anywhere a linear fixture is required.



Environment
Dry Location

Lumen Maintenance
50,000 Hours

Operating Voltage
24 VDC

Warranty
5 Years

Technical information

Electrical

Input Voltage	24VDC
Power Consumption	5.0 Watts per foot (120 LEDs per foot)
Wire Size	20AWG, 5 wire
Certification	ETL - Conforms to UL Std. 2108; Certified to CSA Std. C22.2 No. 9.0. Class 2

Lumen Output

All LEDs at 100%	205.00 lm/ft
<i>Note: Stated lumen values have a tolerance of +/- 10%.</i>	

Physical

Field Cuttable	Every 2.46" (62.50mm)
Operating Temperature	-20° C (-40°F) to +50° C (+122°F)
Environment	Dry Location
Maximum Run Length	19.00' (5791.20mm)
Dimensions	0.39" (10.00mm) x 0.04" (1.16mm)

Performance

CCT	2750K, Red, Green, Blue, White
CRI	95+ (2750K)
Lumen Maintenance	57,000 Hours L70 at 50°C ambient 75,000 Hours L70 at 25°C ambient
Binning Tolerance	+/- 100K
Warranty	5 years

Ordering code

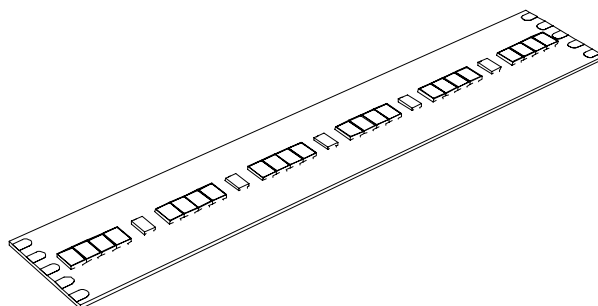
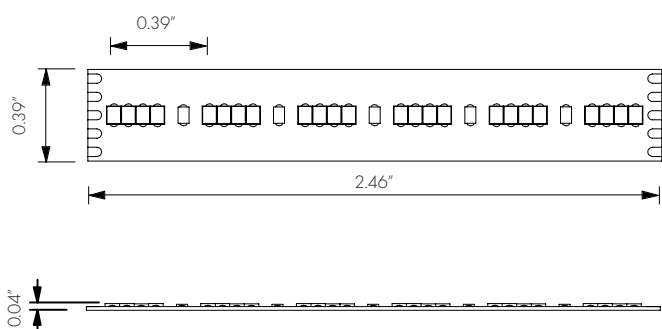
MODEL	SECTION START	SECTION END	LENGTH
LL120STP-RGBW	F	F	
	F = Female connector M = Male connector SL = Soldered lead wires (72") NC = No connector	F = Female connector M = Male connector SL = Soldered lead wires (72") NC = No connector	View specs above for increment options and maximum run limits.

Dimensions

Optic Arts® cuts all LL120STP-RGBW to length per customer specifications. Each length of LL120STP-RGBW is fitted with a 6' (1.8M) wire lead (custom lengths available upon request) and packaged on a reel in an anti-static bag. Bags are labeled with fixture type, length and location (if applicable). Each piece of channel is labeled with fixture type, length and location (if applicable), and is bundled by fixture type.

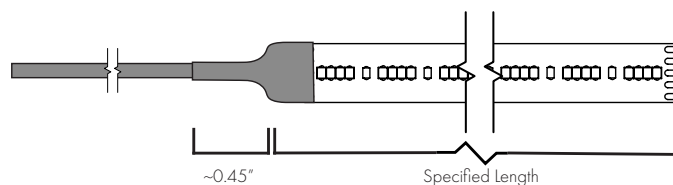
- Due to the nature of the LL120STP-RGBW product, specific lengths may not fall exactly on a cutting point. In this case, Optic Arts® will always cut to the smaller dimension unless otherwise specified.
- Some on-site assembly required. See installation guides for details.

LL120STP-RGBW



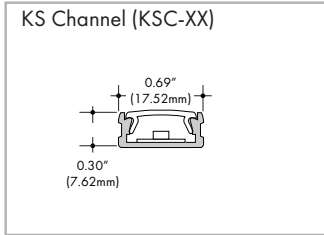
Dimensions

Width	0.39" (10.00mm)
Height	0.04" (1.16mm)
Cuttable Segment Length	2.46" (62.50mm)
Pitch Length	0.39" (9.79mm)
Max Run Length	19.00' (5791.20mm)

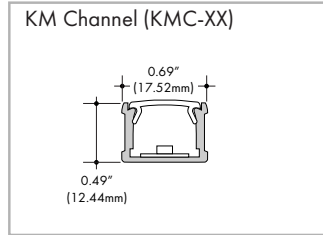


Lens options / light transmission percentage per lens

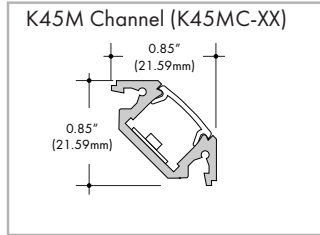
- C** Clear
- HF** Half Frosted
- G** Graze
- SI** Satin Ice
- S** Square Frosted
- Q** Rounded Square Frosted
- F** Frosted
- M** Medium Beam Frosted
- R** Raised
- C36** Clear 36° Beam Angle
- C10** Clear 10° Beam Angle



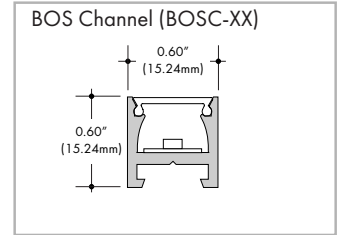
- C** 85%
- F** 55%
- HF** 72%
- C36** 83%
- R** 51%



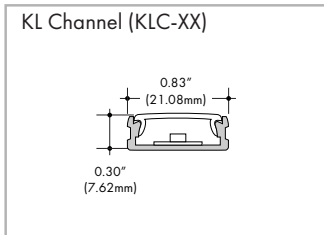
- C** 71%
- F** 42%
- HF** 52%
- C10** 67%
- R** 39%



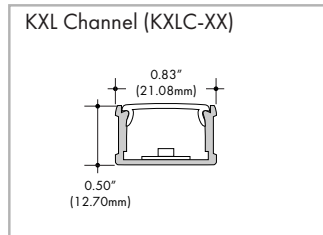
- C** 71%
- F** 42%
- HF** 58%
- C10** 67%



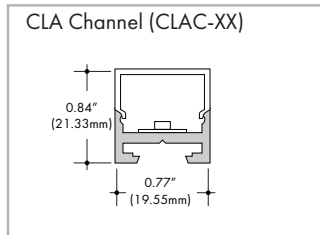
- F** 55%
- SI** 72%
- R** 46%
- G** 67%



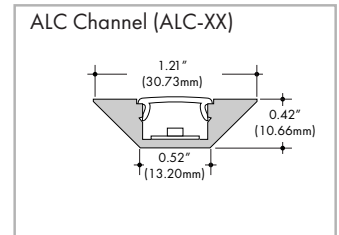
- C** 85%
- F** 55%
- HF** 68%



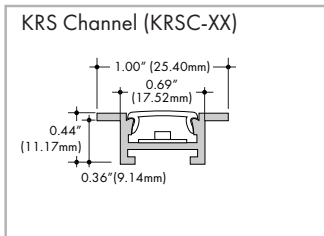
- C** 74%
- F** 46%
- HF** 61%



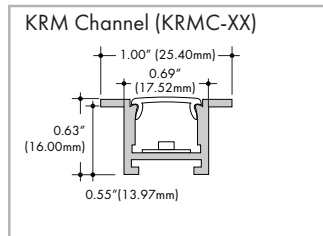
- S** 62%
- Q** 63%



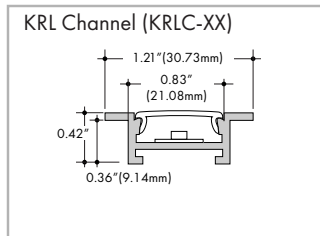
- C** 79%
- F** 58%
- HF** 69%



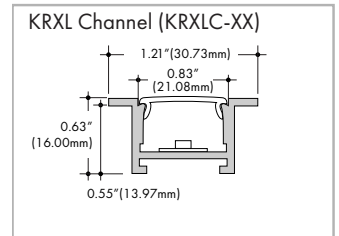
- C** 85%
- F** 55%
- HF** 72%



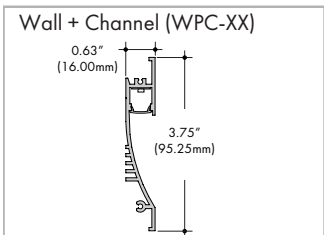
- C** 71%
- F** 42%
- HF** 58%



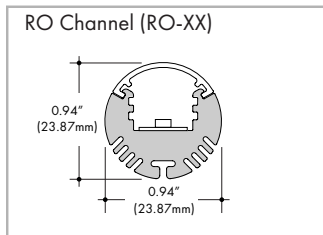
- C** 83%
- F** 55%
- HF** 68%



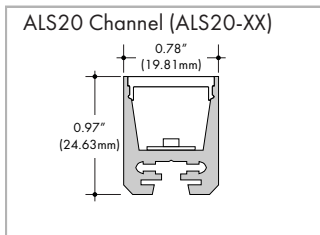
- C** 74%
- F** 46%
- HF** 61%



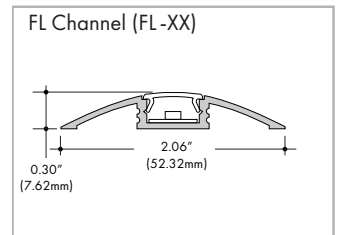
- C** 47%
- F** 44%



- C** 75%
- F** 52%



- C** 78%
- F** 43%

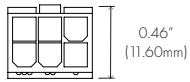
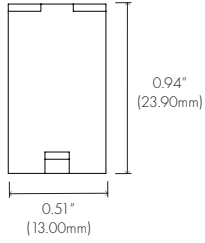
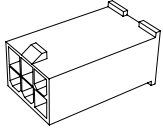


- C** 85%
- F** 63%
- HF** 75%

Accessories

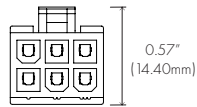
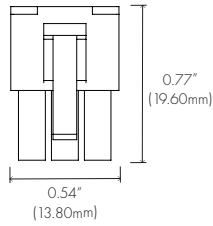
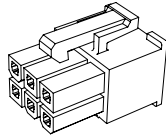
LC-15P-M

Indoor Lead Connector (Male)




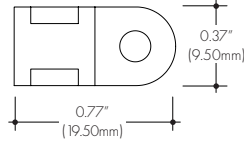
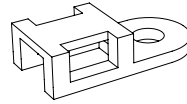
LC-15P-F

Indoor Lead Connector (Female)



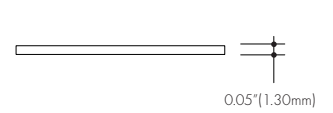
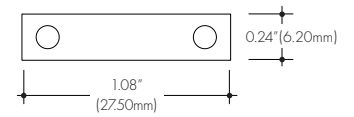
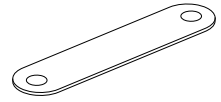
FLEX-ZIP

Strain Relief Clip



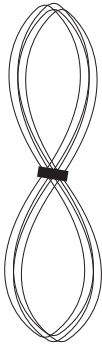
FLEXMNT.SIL.INT

Indoor Mounting Clip



LO-18G-5C-W-72

6' (1.8M) wire lead (not in-wall rated)



Power supply

See fixture and power supply instructions & spec sheet for wiring information. Dimming p

DMX Dimming Power Supplies:

MODEL	POWER	OUTPUT
PSDMX	96	24
PSDMX - DMX Power Supply	96 - 96 WATT 3X96 - 3 X 96 WATT	24 - 24 VDC

- Features eldoLED's LINEARdrive configurable dimmable drivers

MODELS	3X96 W
A Length	15.75" (400.05mm)
B Width	6.60" (167.64mm)
C Depth	4.80" (121.92mm)

