

LETO 44 PLUS P A SML

ASYMMETRIC PENDANT LED DOWNLIGHT



Leto 44 Plus A SML - Asymmetric Pendant LED Light. Leto 44 Plus P A SML is a compact version of the full sized Leto 44 Plus P A MID. Ideal when you need to draw attention to a wall mounted subject. It is best suited for use in Art Galleries, Museums, or to accentuate home decor.

Ordering Code

Fixture	709A								
	1	2	3	4	5	6	7	8	
Driver							--	--	
	1	2	3	4	5	6	7	8	

Product Specifications

SAMPLE: Fixture **709A - A90 - 610 - 27 - 07 - DL - 08 - 08** | Driver **952 - 08 - 02 - 01 - LCS - 120 - A90 - 07**

1 - Model	2 - LED	3 - Optic	4 - CCT	5 - Lumen	6 - Accessory	
709A · Leto 44 Plus Small Asymmetric Pendant	A90 · Accuracy	<i>Leto 44 Plus A is equipped with a fixed beam spread. For other optics please contact SENSO.</i>	25 · 2500K 27 · 2700K 30 · 3000K 35 · 3500K 40 · 4000K 65 · 6500K	07 · 700 (6.5W) 10 · 1000 (9.3W) 15 · 1500 (12.5W)	DL · Diffusing Lens	
7 - Body Color	8 - Baffle Color	1 - Canopy Style	2 - Canopy Color	3 - Suspension (6' incl.)		
<i>Standard</i> 01 · White 02 · Black 08 · Silver <i>Premium</i> 52 · Mocha 53 · Charcoal 54 · Cerulean 55 · Firebrick XX · RAL	<i>Standard</i> 01 · White 02 · Black 08 · Silver <i>Premium</i> 52 · Mocha 53 · Charcoal 54 · Cerulean 55 · Firebrick XX · RAL	956 · Square	<i>Standard</i> 01 · White 02 · Black 08 · Silver <i>Premium</i> 52 · Mocha 53 · Charcoal 54 · Cerulean 55 · Firebrick XX · RAL	02 · 2 Aircraft + Feed Cable 03 · Solid Stem (6' MAX) 04 · Hang Straight Solid Stem 05 · 2 Powered Aircraft <i>Contact Senso for custom length</i>		
4 - Feed Cable	5 - Driver	Dim Level	Dim Level	6 - Voltage	7 - LED	8 - Lumen
00 · None ^{*1} 01 · White 02 · Black 03 · Clear XX · Custom	STD · Non Dimming LCS · 0 - 10 Volt Protocol DIM · Phase ^{*2} ELDOLC · EldoLED 0 - 10 Volt DALI · Dali Protocol	N/A 1% 1% 0.1% 0.1%	LUTES · Hilume Ecodigital LUT2W · 2 Wire for phase ^{*2} LUT5S · 5 Series Eco System DMX · Senso EMG · Emergency Driver ^{*3/4} CSMB · Casambi Wireless Control ^{*3/4}	1% 1% 5% 	120 · 120V 277 · 277V 347 · 347V ^{*5}	Same as Fixture Same as Fixture

*1 no feed cable color option for **05** - 2 Powered Aircraft
 *2 120V only
 *3 remote mount
 *4 second driver required
 *5 not available with ELDO, Lutron or DMX

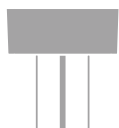
LETO 44 PLUS P A SML

ASYMMETRIC PENDANT LED DOWNLIGHT

Canopy

Square Canopy

2 Aircraft Cable
w/ Feed Cable



2 Powered
Aircraft Cable



Solid Stem



Hang Straight
Solid Stem




Reflector

Senso metal spun faceted reflectors are specifically designed to retain as much light as possible. This results in a more power efficient fixture with a higher delivered lumen.



Suspension

Double Aircraft Cable



Suspended by Solid Stem



Powered Aircraft



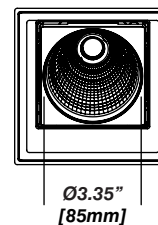
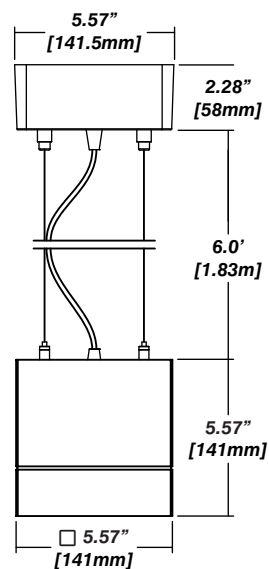
Installation

- The included canopy fits on a standard junction box
- Height adjustable aircraft cable, feed cable or solid stem suspension (specify height) included
- Electrical feed cable included

Construction / Finish


- High quality, scratch resistant powder coated finish in standard, premium or custom colors
- Aluminum extruded Body
- Made in Canada

Dimensions



Accessories

Diffusing Lens



LETO 44 PLUS P A SML

ASYMMETRIC PENDANT LED DOWNLIGHT



Senso's in-house photometric testing ensures that our lighting design can match your needs precisely. Our Goniophotometer and testing lab produces on-demand photometry files based on any specified fixture, including LM-79 Test reports, IES Files, and CRI/CCT measurements. See Sensolighting.com for more information.

**Full photometric Reports and IES files available for every configuration*

Color Metrics

TM 30-15

Our clients deserve the best information possible about their lighting choices. That's why Senso has invested in the Illuminating Engineering Society (IES) TM 30-15, a new system that measures an LED light source's color rendering properties. Using Senso's state-of-the-art goniophotometer, this method identifies the optimal light source for your project and helps evaluate the trade-offs between efficacy and color rendering. Senso can provide TM 30-15 data for all of our products.

**Full Color Metric Info Available at Sensolighting.com*

LED Module Performance

Output: Up to 150 lumen/Watt

Efficacy: Color consistency within a 3-MacAdam Ellipse

CCT: 2500K - 6500K

Color Rendering: 90+ CRI

Min. R Values: R⁹- 60 R¹- 90 R⁹- 100

Driver and Power Consumption

Dimming: 1% dimming standard with 0.1% option
Casambi wireless control available

Ripple: Industry leading Low ripple

Efficiency: Power Factor >0.9
Efficiency over 85%
Class 2 output for safety

Installation: Remote mounted

Lumen Option	700lm	1000lm	1500lm
Fixture Wattage	6.5W	9.3W	12.5W
Delivered Lumen	656lm	1035lm	1347lm

