

# LETO 16

FIELD CUSTOMIZABLE TRACK LED SPOTLIGHT



**Leto 16 - Track Mount Spotlight.** Leto 16 LED spotlight track offers a sophisticated touch of modern design. Featuring intuitive field swappable accessories and reflectors, the Leto 16 can adapt to the space you make. It can be used to accent fashionable retail spaces, up-scale offices and wherever one wants to reflect the building's design and class.

## Ordering Code

Fixture	<input type="text"/>	<input type="text"/>	<input type="text"/>	<input type="text"/>	<input type="text"/>	<input type="text"/>	<input type="text"/>
	1	2	3	4	5	6	7
Driver	<input type="text"/>	<input type="text"/>	<input type="text"/>	<input type="text"/>			
	1	2	3	4			

## Product Specifications

**SAMPLE:** Fixture **655 - A90 - 618 - 27 - 07 - SNDL - 02** | Driver **STD - 120 - A90 - 07**

1 - Model	2 - LED	3 - Optic	4 - CCT	5 - Lumen	6 - Accessory
<b>655</b> · Leto 16 (single phase)	<b>A90</b> · 93+ CRI Accuracy	<b>618</b> · 18° <b>630</b> · 30°	<b>25</b> · 2500K <b>27</b> · 2700K	<b>07</b> · 700 (7.5W) <b>10</b> · 1000 (10.2W)	<b>00</b> · No Accessory <b>DL</b> · Diffusing Lens
<b>656</b> · Leto 16 (dual phase)		<b>645</b> · 45° <b>660</b> · 60°	<b>30</b> · 3000K <b>35</b> · 3500K <b>40</b> · 4000K <b>65</b> · 6500K	<b>15</b> · 1500 (16.4W) <b>20</b> · 2000 (22W) <b>30</b> · 3000 (33.7W)	<b>HO</b> · Honeycomb <b>SN</b> · Snoot <b>BD</b> · Barndoor <b>SNHO</b> · Snoot & Honeycomb <b>SNDL</b> · Snoot & Diffusing Lens <b>HODL</b> · Honeycomb & Diffusing Lens <b>SNHODL</b> · Snoot, Honeycomb & Diffusing Lens
7 - Finish	1 - Driver	2 - Voltage	3 - LED	4 - Lumen	
<b>01</b> · White <b>02</b> · Black <b>08</b> · Silver <b>XX</b> · Custom	<b>STD</b> · Non Dimming <b>LCS</b> · 0 - 10 Volt Protocol <b>DIM</b> · Phase*1	Dim Level <b>120</b> · 120V <b>277</b> · 277V	Same as Fixture	Same as Fixture	

\*1 120V only

Project : \_\_\_\_\_  
 Quantity : \_\_\_\_\_  
 Type : \_\_\_\_\_  
 Notes : \_\_\_\_\_

# LETO 16

FIELD CUSTOMIZABLE TRACK LED SPOTLIGHT

## Accessories

### Barn-door

- Limits the glare and allows you to control the direction of the light beam
- Flaps can be adjusted and lock in place



### Honeycomb

- 95% open area with 45° cut-off
- Made from cold-rolled steel
- Black polymer coating with eggshell finish



### Diffusing Lens

- High quality frosted acrylic
- No hot spots
- High transmission for general lighting



### Snoot

- Controlled beam
- Color matched to fixture body
- Reduced glare when viewing at angles



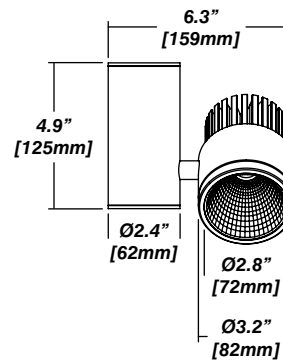
## General

- 350° rotation
- 0° to 130° tilt and lock
- Includes single or dual phase track adapter (contact Senso for triple phase)
- Field customizable accessories and reflectors

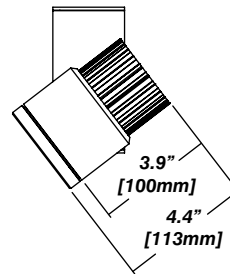
## Construction / Finish

- CNC Aluminum Trim and Casing
- High quality, scratch resistant powder coated finish in standard, premium or custom colors
- Made in Canada

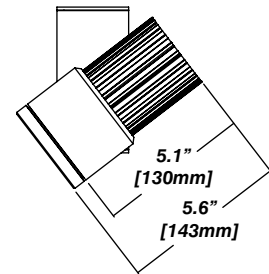
## Dimensions



Short Heat Sink  
700lm & 2000lm

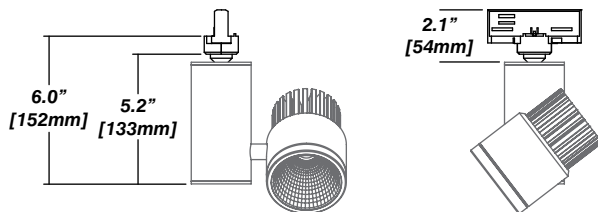


Tall Heat Sink  
3000lm & 3500lm



## Track Adapters Dimensions

### Single/Dual Phase



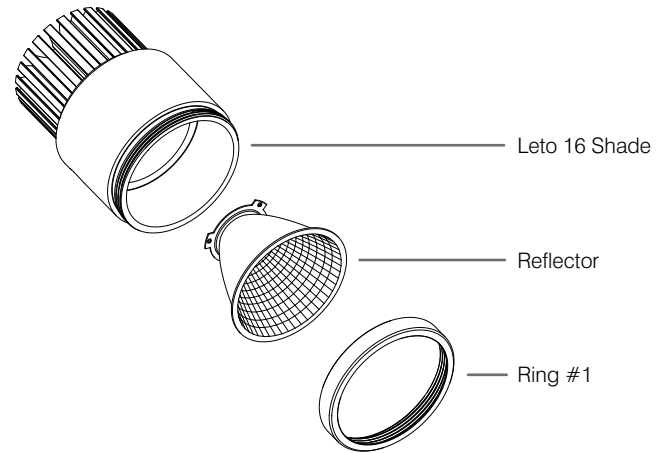
# LETO 16

FIELD CUSTOMIZABLE TRACK LED SPOTLIGHT

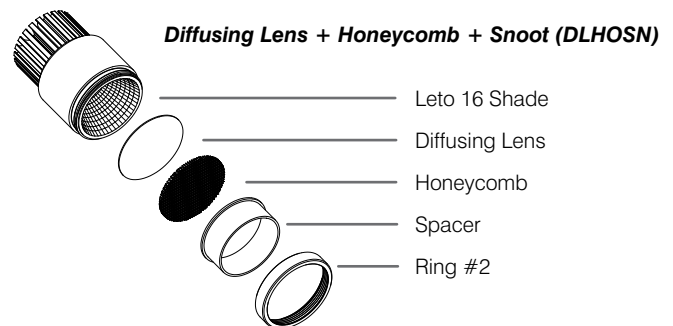
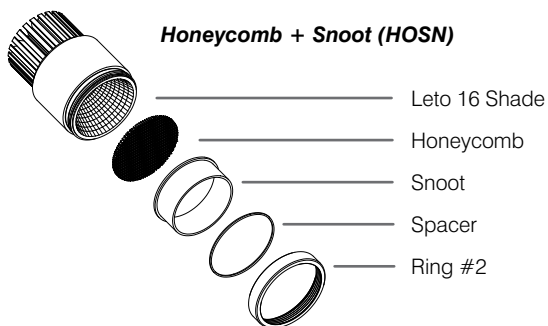
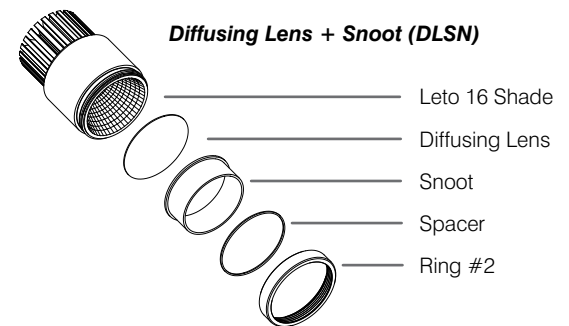
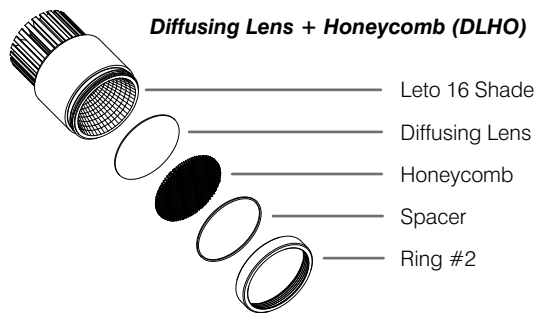
## Field Customizable

Leto 16 is Senso's premium field-customizable light fixture. The fixture is comprised of three main sections; the body assembly, the reflector/accessory and the front ring. Ordering multiple reflectors and accessories will prolong the life of the Leto 16 by adapting it to changing scenes and spaces.

The quick and toolless process of swapping accessories and reflectors means instant results to fine tune your lit up effect.



## Accessories Combinations



Contact Senso for alternate combinations to suit your requirements.

# LETO 16

FIELD CUSTOMIZABLE TRACK LED SPOTLIGHT



## Photometrics

Senso's in-house photometric testing ensures that our lighting design can match your needs precisely. Our Goniophotometer and testing lab produces on-demand photometry files based on any specified fixture, including LM-79 Test reports, IES Files, and CRI/CCT measurements. See [Sensolighting.com](http://Sensolighting.com) for more information.

*\*Full photometric Reports and IES files available for every configuration*

## Color Metrics

### TM 30-15

Our clients deserve the best information possible about their lighting choices. That's why Senso has invested in the Illuminating Engineering Society (IES) TM 30-15, a new system that measures an LED light source's color rendering properties. Using Senso's state-of-the-art goniophotometer, this method identifies the optimal light source for your project and helps evaluate the trade-offs between efficacy and color rendering. Senso can provide TM 30-15 data for all of our products.

*\*Full Color Metric Info Available at [Sensolighting.com](http://Sensolighting.com)*

## LED Module Performance

**Output:** Up to 99 lumen/Watt

**Efficacy:** Color consistency within a 3-MacAdam Ellipse

**CCT:** 2500K - 6500K

**Color Rendering:** 93+ CRI

**Min. R Values:** R<sup>9</sup> - 60 R<sup>f</sup> - 90 R<sup>a</sup> - 100

## Driver and Power Consumption

**Dimming:** 1% dimming standard with 0.1% option  
Casambi wireless control available

**Ripple:** Industry leading Low ripple

**Efficiency:** Power Factor >0.9  
Efficiency over 85%  
Class 2 output for safety

**Installation:** Remote mounted

Lumen Option	700lm	1000lm	1500lm	2000lm	3000lm
Fixture Wattage	7.5W	10.2W	16.4W	22W	33.7W
Delivered Lumen	723lm	1015lm	1537lm	1981lm	2938lm

## Leto Light Distribution

