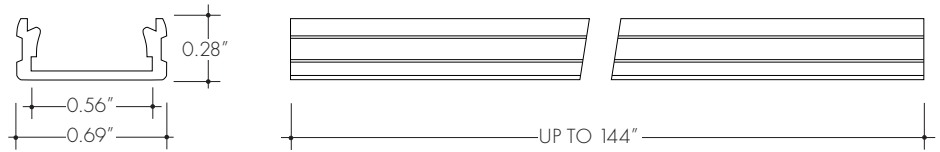


The KS Channel linear aluminum extrusion has been designed to fit many LED lighting needs. Multiple mounting and lens options allow for great flexibility and adaptability for any application. Extrusion and diffuser lenses are also field cuttable. Substantial aluminum mass in profile provides excellent heat sink for high power LEDs. Mounting brackets and endcaps are available in multiple finishes and sold separately.

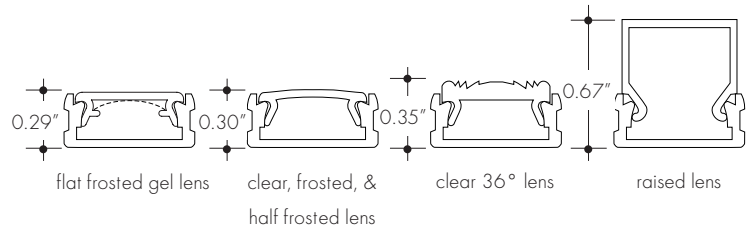


Technical information

Finish: Silver anodized, White

Diffuser lens: polycarbonate, snap-in-place, UV resistant

Mounting: multiple mounting brackets (page 2)



Lens Options	
Actual length	48", 72", 96", & 144"
Available lenses	<ul style="list-style-type: none"> - Clear - Frosted - Half Frosted - Clear 36° beam angle - Raised - Flat Frosted Gel

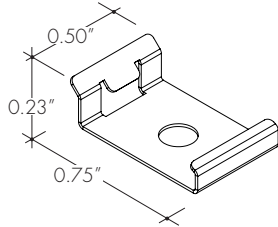
Ordering code

MODEL	LENGTH	LENS	FINISH
KSC	72	C	SA
KSC - KS Channel	48 - 48" 72 - 72" 96 - 96" 144 - 144"	C - Clear F - Frosted HF - Half Frosted C36 - Clear 36° beam angle R - Raised FFG - Flat Frosted Gel	SA - Silver anodized WH - White

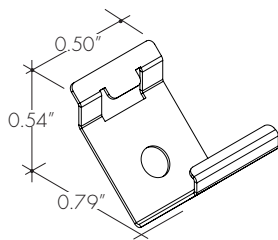
All accessories sold separately.

Mounting brackets

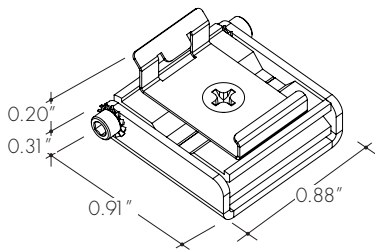
MB-KMSC-SS Stainless steel screw-in mounting bracket



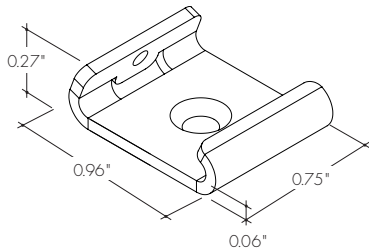
MB-KMSC-45-SS Stainless steel screw-in 45° mounting bracket



MB-KMSC-A-SA Silver anodized adjustable mounting bracket




MB-KMKSC-EFC-SS Stainless steel screw-in exterior bracket, with set screw to secure channel in place



End-caps

EC-KSC-F-H4-SA Silver anodized w/powerfeed opening
EC-KSC-F-H4-WH White w/powerfeed opening



EC-KSC-G-H4-SA Silver anodized w/powerfeed opening
EC-KSC-G-H4-WH White w/powerfeed opening



EC-KSC-R-H4-SA Silver anodized w/powerfeed opening
EC-KSC-R-H4-WH White w/powerfeed opening

