

## Features

Kurba Large Vertical Pixel RGBW is a IUL676 Pool Rated light strip with a sleek, direct view profile. Infinite RGBW lighting possibilities are now achievable with ease. Advanced design allows for animation effects such as cascading and chasing at the granular level. Suitable for submersion up to 6 ft deep and capable of vertical/top bends up to 6" radius. Built with robust factory made power feeds or end caps using UL676 Pool Rated SJTW cabling, Kurba Large Vertical Pixel RGBW mounts to a specifically designed thick plastic channel.

### Applications

Pools, Fountains, and Ponds

### Environment

Submersible to max 6ft deep. Water must be <4% salt concentration, <2PPM chlorine, <0.3PPM ozone. Natural hot springs not permissible.

### Operating Voltage

24VDC

### Average Life

50,000 hours

### Operating Temperature

-4°F to 95°F (-20°C to 35°C)

### Approvals

Class 2, UL676, Pool Rated

### Warranty

3 years



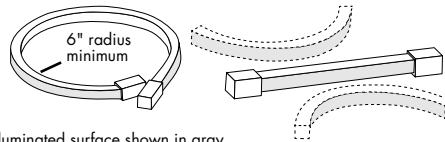
## Technical Information

Model	KBL-SF-V-PL-SPI-RGBW30K
LEDs/ft	26
Light Output	Red: 27 lm/ft Green: 73 lm/ft Blue: 12 lm/ft White: 61 lm/ft All On: 173 lm/ft
Average Power Consumption at 4'	6.7 W/ft
Ordering Increment/Pixel Length	3.28"
Maximum Run Length (In Series)	16 ft
DMX Address Occupied	4 channels per pixel

## Constraints

### Bend Direction

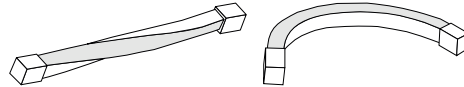
Bend LED in these positions only to avoid damage



Illuminated surface shown in gray

### Prohibited Bends

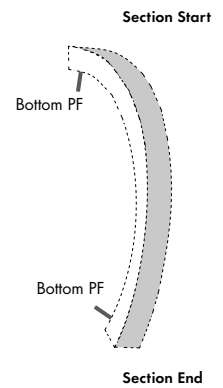
Twisting or bending LED in these positions will cause damage



Illuminated surface shown in gray

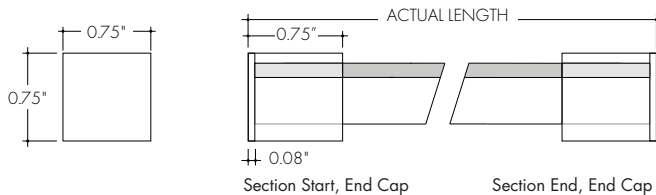
Do not make sharp bends near the endcap

## Power Feed Locations

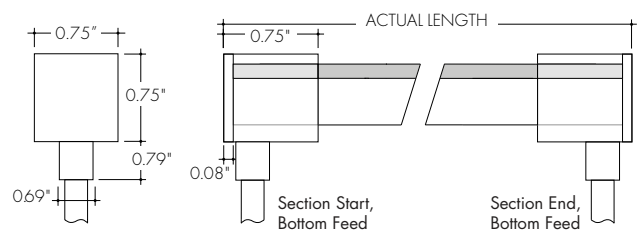


## Section Start/End Power Feed Options

SJTW Cable Injection Molded End Cap (SEC)



SJTW Cable Injection Molded Bottom Feed (SBPF)



## Ordering Code

MODEL	COLOR	SECTION START	SECTION END	ACTUAL LENGTH
KBL-SF-V-PL - Kurba Large, Flat, Vertical/Top Bend, Pool Rated	SPI-RGBW30K - RGBW Smart Pixel Control (3000K) SPI-RGBW40K - RGBW Smart Pixel Control (4000K)	SBPF - Pool Rated Black SJTW Cable Injection Molded Bottom Feed (30' wire lead) SEC - Pool Rated Black SJTW Cable Injection Molded End Cap <sup>1</sup>	SBPF - Pool Rated Black SJTW Cable Injection Molded Bottom Feed (30' wire lead) SEC - Pool Rated Black SJTW Cable Injection Molded End Cap <sup>1</sup>	See Power Consumption table on page 3 for available lengths

<sup>1</sup> - 6-8 weeks lead time. Kurba injected-molded orders are non-cancellable.

## Mounting Accessories

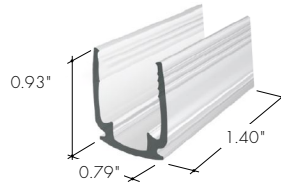
### MC-NFP-KBL-78

Thickened Plastic Mounting Channel for underwater application, 78"



### MB-NFP-KBL-ST

Thickened Plastic Mounting Bracket for underwater application, 1.4"

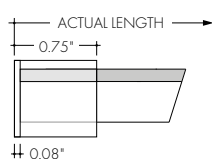


## Power Consumption Per Fixture Length

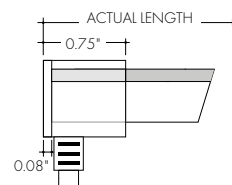
Based on operation with PDCU series of power supplies. Use Acutal Length for Order Code Entry  
 Tolerance for Actual Lengths less than 6 ft is +/- 0.2", Actual Lengths between 6 ft and 16 ft is +/- 0.3", and Actual Lengths greater than 16 ft is +/- 0.6"

Nominal Length (in)	W	Actual Length (in)		Nominal Length (in)	W	Actual Length (in)	
		SBPF SBPF	SEC SBPF			SBPF SBPF	SEC SBPF
3	—	—	—	118	59.5	<b>118.2</b>	<b>118.2</b>
7	3.8	<b>6.7</b>	<b>6.7</b>	(10 ft) 122	61.1	<b>121.5</b>	<b>121.5</b>
10	5.6	<b>10</b>	<b>10</b>	125	62.8	<b>124.8</b>	<b>124.8</b>
(1 ft) 13	7.4	<b>13.3</b>	<b>13.3</b>	128	64.4	<b>128.1</b>	<b>128.1</b>
17	9.3	<b>16.6</b>	<b>16.6</b>	(11 ft) 131	66.1	<b>131.3</b>	<b>131.3</b>
20	11.1	<b>19.8</b>	<b>19.8</b>	135	67.7	<b>134.6</b>	<b>134.6</b>
(2 ft) 23	12.9	<b>23.1</b>	<b>23.1</b>	138	69.4	<b>137.9</b>	<b>137.9</b>
26	14.8	<b>26.4</b>	<b>26.4</b>	141	71	<b>141.2</b>	<b>141.2</b>
30	16.6	<b>29.7</b>	<b>29.7</b>	(12 ft) 144	72.7	<b>144.5</b>	<b>144.5</b>
33	18.4	<b>33</b>	<b>33</b>	148	74.3	<b>147.7</b>	<b>147.7</b>
(3 ft) 36	20.3	<b>36.2</b>	<b>36.2</b>	151	76	<b>151</b>	<b>151</b>
40	22.1	<b>39.5</b>	<b>39.5</b>	154	77.6	<b>154.3</b>	<b>154.3</b>
43	23.9	<b>42.8</b>	<b>42.8</b>	(13 ft) 158	79.3	<b>157.6</b>	<b>157.6</b>
46	25.8	<b>46.1</b>	<b>46.1</b>	161	80.9	<b>160.9</b>	<b>160.9</b>
(4 ft) 49	27.6	<b>49.4</b>	<b>49.4</b>	164	82.6	<b>164.1</b>	<b>164.1</b>
53	26.5	<b>52.6</b>	<b>52.6</b>	(14 ft) 167	84.2	<b>167.4</b>	<b>167.4</b>
56	28.1	<b>55.9</b>	<b>55.9</b>	171	85.9	<b>170.7</b>	<b>170.7</b>
(5 ft) 59	29.8	<b>59.2</b>	<b>59.2</b>	174	87.5	<b>174</b>	<b>174</b>
62	31.4	<b>62.5</b>	<b>62.5</b>	177	89.2	<b>177.3</b>	<b>177.3</b>
66	33.1	<b>65.8</b>	<b>65.8</b>	(15 ft) 181	90.8	<b>180.5</b>	<b>180.5</b>
69	34.7	<b>69</b>	<b>69</b>	184	92.5	<b>183.8</b>	<b>183.8</b>
(6 ft) 72	36.4	<b>72.3</b>	<b>72.3</b>	187	94.1	<b>187.1</b>	<b>187.1</b>
76	38	<b>75.6</b>	<b>75.6</b>	(16 ft) 190	95.8	<b>190.4</b>	<b>190.4</b>
79	39.7	<b>78.9</b>	<b>78.9</b>				
82	41.3	<b>82.1</b>	<b>82.1</b>				
(7 ft) 85	43	<b>85.4</b>	<b>85.4</b>				
89	44.6	<b>88.7</b>	<b>88.7</b>				
92	46.3	<b>92</b>	<b>92</b>				
(8 ft) 95	47.9	<b>95.3</b>	<b>95.3</b>				
99	49.6	<b>98.5</b>	<b>98.5</b>				
102	51.2	<b>101.8</b>	<b>101.8</b>				
105	52.9	<b>105.1</b>	<b>105.1</b>				
(9 ft) 108	54.5	<b>108.4</b>	<b>108.4</b>				
112	56.2	<b>111.7</b>	<b>111.7</b>				
115	57.8	<b>114.9</b>	<b>114.9</b>				

SJTW Cable Injection Molded End Cap (SEC)



SJTW Cable Injection Molded Bottom Feed (SBPF)



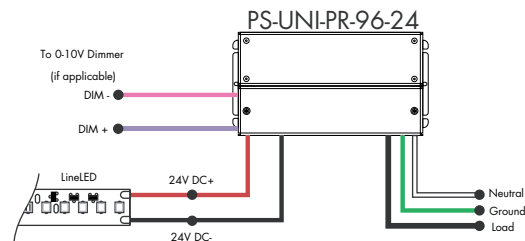
## Power Supplies

See Power Supply instructions and spec sheet for wiring information. For a complete list of compatible dimmers, see Compatible Dimming Chart on the Resources page.

### Universal Power Supply 1% 120VAC - 277VAC

MODEL	INPUT CONTROL	ENVIRONMENT	POWER	OUTPUT
PS -Pool & Spa Rated Power Supply	UNI-0-10V, Phase Dimming	PR-Pool Rated	96-96 W	24-24 VDC


MODELS PS-UNI-PR-96-24	
Length	8.71"
Width	4.56"
Depth	1.86"



0-10V dims down to 1%, MLV/ELV/TRIAC dims down to 1%. For a complete list of compatible dimmers, see [Compatible Dimming Chart](#) on the Resources page.

## Touch DMX Controller

Touchscreen digital LED controller



ORDERING CODE

MODEL

**TSDMX-E**

TSDMX-E - Touchscreen DMX controller

Programmable advanced DMX512 lighting controller featuring a touch-screen interface. Operates as stand alone controller or integrated with most architectural lighting control systems. Can controller endless DMX512 enabled devices.

Mounts to standard single or dual gang wall box with the included power supply inside the junction box. Terminal block design for power and data connections.

### Features

- Sleek glass design which sits 0.43" from the wall
- Graphical color display to show selected environment
- Color/dimmer/speed palette
- Color temperature mixing
- Touch sensitive buttons. No mechanical parts
- Touch sensitive wheel allows for accurate color selection
- Multi-zone microSD memory
- Multi-room control with 500 scenes, 10 zones
- 1024 DMX channels. Control 340 RGB fixtures
- USB & Ethernet connectivity for programming and control

### Power Supply

7 VDC (included)

### Programmability

PC, Mac, Tablet, Smartphone

### Output Signal

DMX512 (1024 channels)

### Color Parameters

- Brightness
- Saturation
- Speed of color changing sequence
- Fading / dimming / brightness

## Smart Pixel Decoder

SPI signal to DMX signal decoder



Model

**SR-DMX-SPI**

SR-DMX-SPI - Smart Pixel Decoder

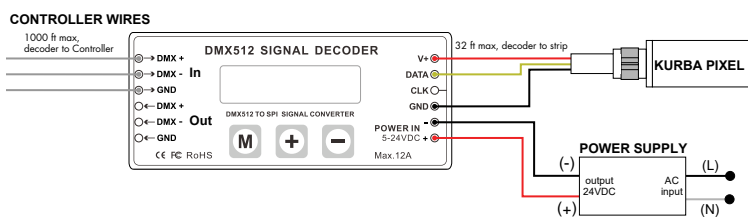
MODELS SR-DMX-SPI

Length 6.93"

Width 1.8"

Depth 1.18"

The SR-DMX-SPI is a smart LED pixel decoder that controls RGB/RGBW pixel LED strips with SPI signal. Designed with a digital display, the pixel controller allows for easy configuration of most settings. Three push buttons are available for control of the LED functions.



### Operating voltage

5-24 VDC, Max 12A

### Power capacity

up to 96W at 24V

### Operating temperature range

from -4°F to +122°F in case

### Features

- SPI signal output for RGB/RGBW pixel light control
- DMX512 controllable
- 52 DMX decoding channels
- Works with integrated DMX consoles and sequencing software
- Display panel allows for easy configuration