

Features

The KILOR Channel is a linear aluminum extrusion that has been designed to fit many LED lighting needs and specifically high output recess-mount applications. Substantial aluminum mass in profile provides excellent heat sink and physical protection for high power LEDs. The wide profile design can accommodate up to two rows of LED strips making the KILOR Channel aluminum extrusion ideal for bright general lighting applications.

Finish

Silver anodized, White, Black, Bronze


Mounting

Multiple mounting clips

Diffuser Lens

Polycarbonate, snap-in-place, UV resistant

Product Dimensions



INCLUDED MOUNTING ACCESSORIES

EXTRUSION LENGTH	GYPSUM SURFACE	ENDCAP PAIR
48"	3	1
72"	4	1
96"	5	1
144"	6	1

Each pair of endcaps includes 2x H3 (no wire feed hole) end caps where applicable. Additional endcaps and mounting clips are available for purchase.

Ordering Code

Extrusion

MODEL	LENGTH	LENS	MOUNTING ²	FINISH ⁴
KILORC - KILOR Channel ¹	48 - 48" 72 - 72" 96 - 96" ³ 144 - 144" ³	F - Frosted C - Clear N - No Lens	GS - Gypsum Surface Mounting Clip	SA - Silver anodized WH - White BK - Black BZ - Bronze

1 - End Caps are included with channel, two of H3(no hole). Order additional End Caps as necessary.

2 - Mounting Clips are included with channel. Refer to chart above for provided mounting clip quantities. Order additional Mounting Clips as necessary.

3 - For Channels and Lenses over 90", incremental shipping charges will apply.

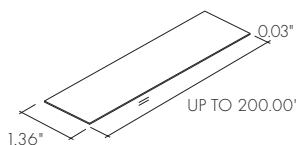
4 - Non SA finishes may have extended lead times. Custom RALs are available, please consult Inside Sales with specific request.

All Channels come with a specified set of Mounting Clips and End Caps, see Ordering Code for details. Order additional Mounting Clips and EndCaps as necessary.

Lens

Field cuttable, order in 10ft

KILOC-CC
Kilo Channel Lens (Clear)

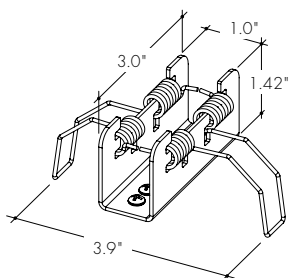


KILOC-FF
Kilo Channel Lens (frosted)

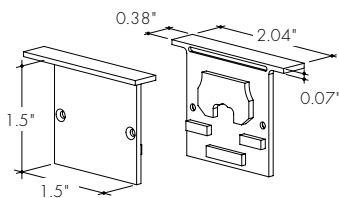


Accessories

MB-KR
Gypsum Surface Mounting Bracket
-GS



EC-KILORC-H3-XX
End Cap

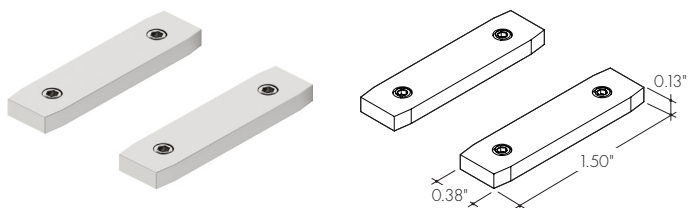


XX	Color
SA	Silver Anodized
WH	White
BK	Black
BZ	Bronze

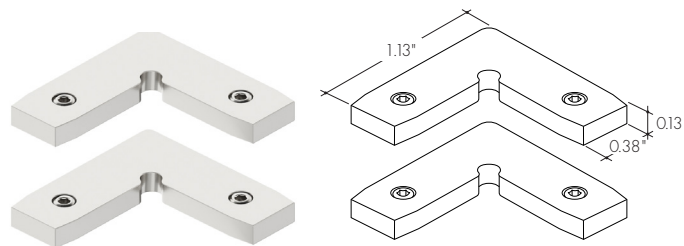
One bracket needed for every 2 feet of extrusion. Min 2.

Joiners

JOIN-M-ST
Medium Channel Straight Joiner, sold in pairs



JOIN-M-L
Medium Channel Flat Corner Joiner, sold in pairs



JOIN-M-IN
Medium Channel Inner or Outer Corner Joiner, sold in pairs

