

# Flex™F.O.T Installation Instructions for F.O.T. Flex



Intertek

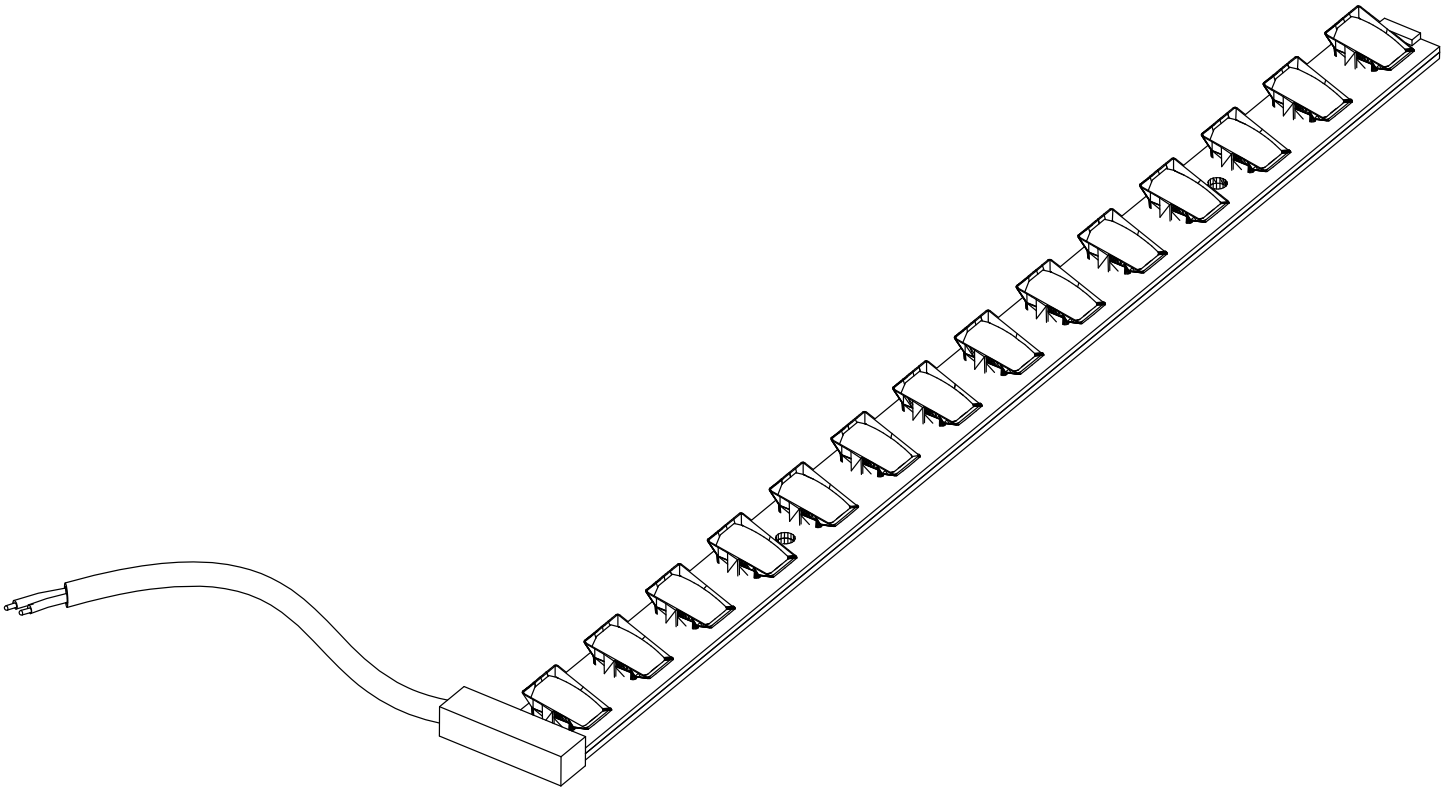
REVO.1  
06292021

1 / 4



7777 Merrimac Ave  
Niles, IL 60714  
T 224.333.6033  
F 224.757.7557  
info@luminii.com  
www.luminii.com

**Please read all instructions prior to installation and keep for future reference!**



# Flex™ F.O.T Installation Instructions for F.O.T. Flex



Intertek

REVO.1  
06292021

2 / 4


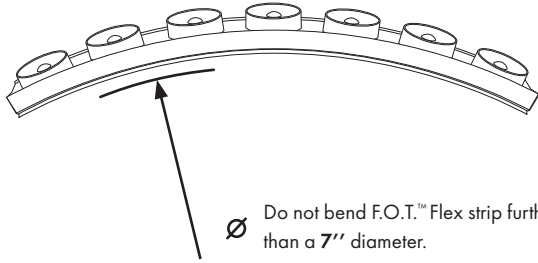


7777 Merrimac Ave  
Niles, IL 60714  
T 224.333.6033  
F 224.757.7557  
info@luminii.com  
www.luminii.com

Please read all instructions prior to installation and keep for future reference!

1. PRODUCT TO BE INSTALLED BY A QUALIFIED ELECTRICIAN.
2. USE ONLY WITH CLASS 2 POWER UNIT
3. 24 VOLTS DC
4. SUITABLE FOR WET LOCATIONS
5. SURFACE MOUNT ONLY

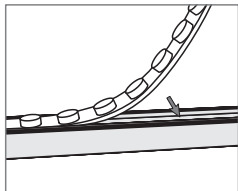
**CAUTION: Reference diagram below for Bending radius during the installation.**



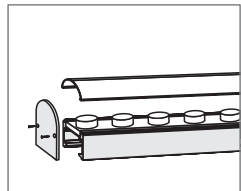
Twisting F.O.T.™ Flex, will cause damage to the LED and optics.

## Installation with Extrusion

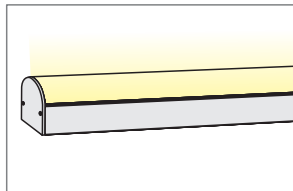
1




1




2



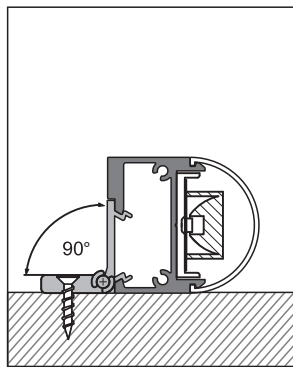
3



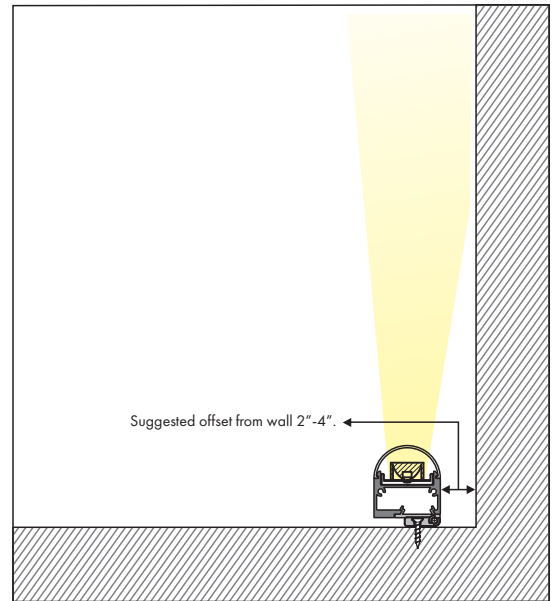
4



5



6



7

# Flex™ F.O.T Installation Instructions for F.O.T. Flex



Intertek

REVO.1  
06292021

3 / 4

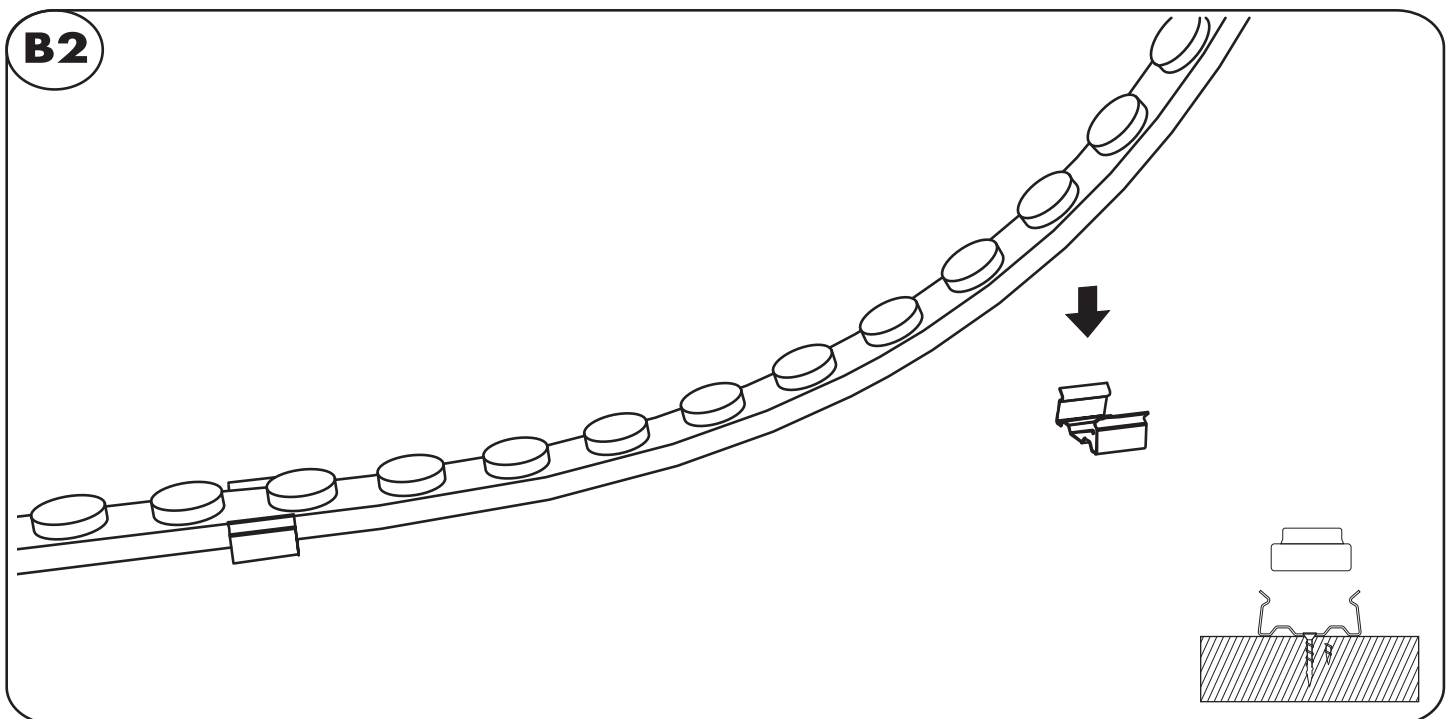
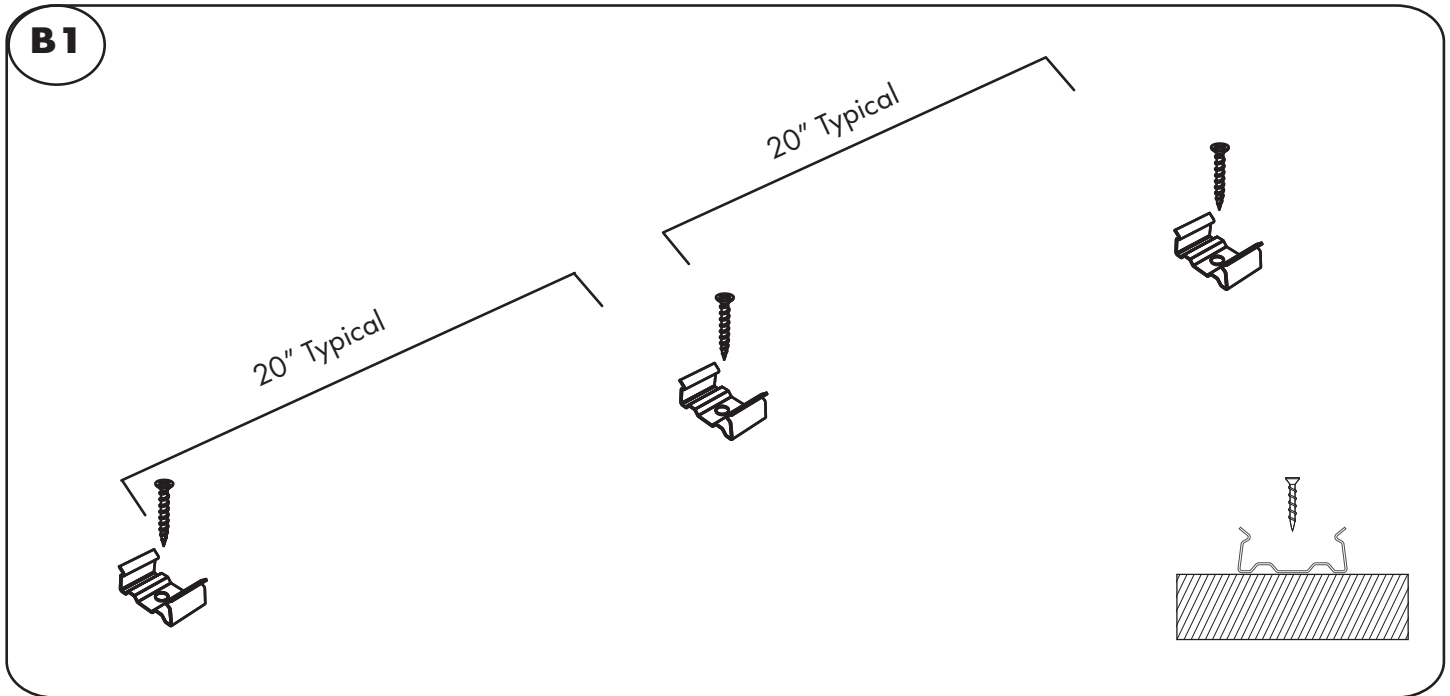


7777 Merrimac Ave  
Niles, IL 60714  
T 224.333.6033  
F 224.757.7557  
info@luminii.com  
www.luminii.com

Please read all instructions prior to installation and keep for future reference!

1. PRODUCT TO BE INSTALLED BY A QUALIFIED ELECTRICIAN.
2. USE ONLY WITH CLASS 2 POWER UNIT
3. 24 VOLTS DC
4. SUITABLE FOR WET LOCATIONS
5. SURFACE MOUNT ONLY

## Installation with Clips



# Flex™ F.O.T Installation Instructions for F.O.T. Flex



Intertek

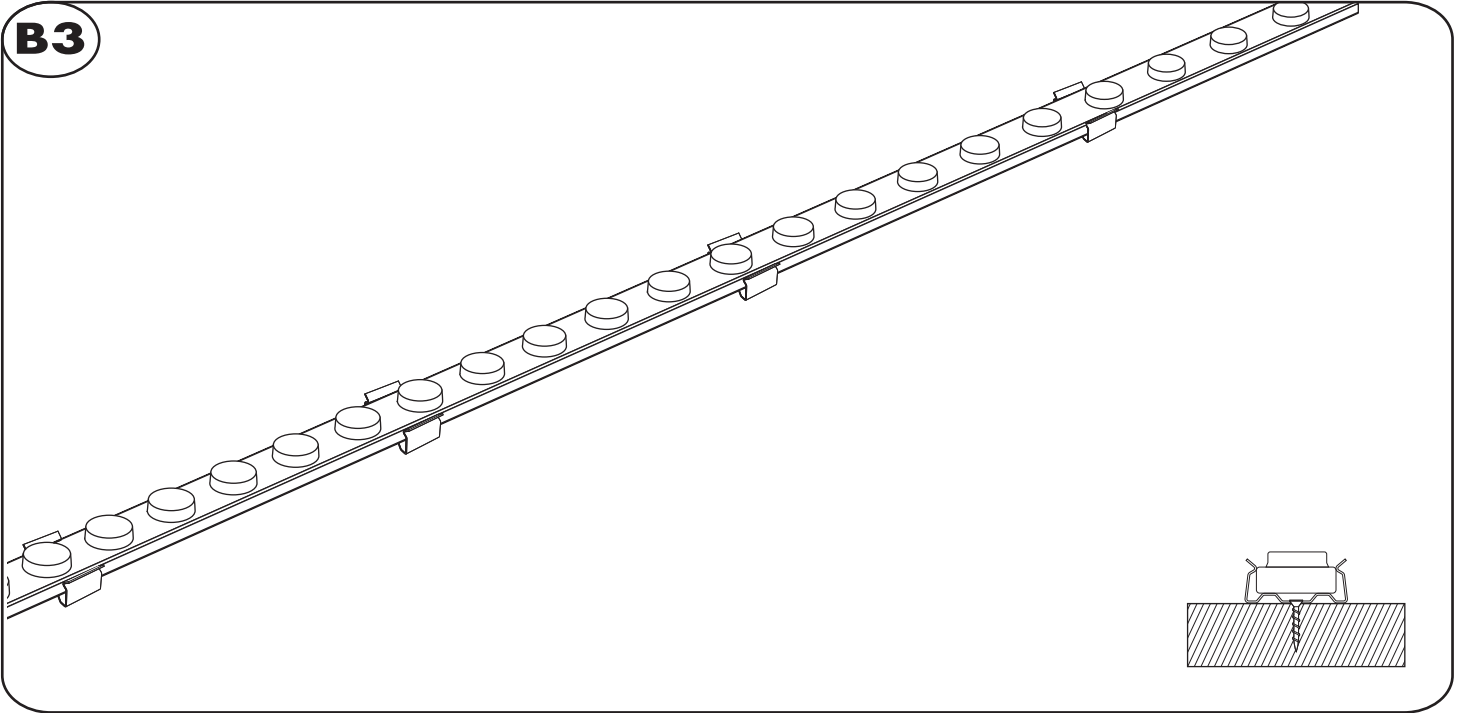
REVO.1  
06292021

4 / 4

7777 Merrimac Ave  
Niles, IL 60714  
T 224.333.6033  
F 224.757.7557  
info@luminii.com  
www.luminii.com

Please read all instructions prior to installation and keep for future reference!

1. PRODUCT TO BE INSTALLED BY A QUALIFIED ELECTRICIAN.
2. USE ONLY WITH CLASS 2 POWER UNIT
3. 24 VOLTS DC
4. SUITABLE FOR WET LOCATIONS
5. SURFACE MOUNT ONLY



## Wiring

